



THE NATIONAL HORSESHOE PITCHERS ASSOCIATION



# NEWSLINE


VOL. 11 NO. 5

SEPTEMBER/OCTOBER 1999

## Greenville W.T. Results

### Francis Wins 7th Title

### 4th Crown to Bohun, Snyder and Guillotte



Earl Winston  
leaving NHPA Executive Board  
after serving 28 years.





# CONGRATULATIONS TO OUR TOP PERFORMERS AT THIS YEARS WORLD CHAMPIONSHIPS!

**SUE SNYDER of KY: 1999 Women's World Champion.**

—Won her fourth title pitching Bronco Pro-Flips for 84.52% ringers over 19 games finishing at an almost perfect 18 wins and 1 loss. **WOW!**

**SHALEE SEBASTIAN of PA: 1999 Girls' World Champion.**


—Brought the title back to our home state pitching Mustangs all the way to an undefeated performance of 63.16% ringers. **SHE'S ON FIRE!**

**ART TYSON of NY: 1999 Runner-up Men's Championship Group.**

—Incredible performance with the Mustangs: 79.58% ringers over 19 games with a record of 15 wins and 4 losses. **LITERALLY POETRY IN MOTION!**

**Try the new SideWinder below and be our next champion!**

## INTRODUCING OUR NEWEST MODEL:



These shoes are \$45 per pair plus S & H. To order, call White Distributors: 1-800-841-4685.

Sidewinder is a traditional styled and shaped horseshoe with "dead center" balance. It has the Thoroughbred's "claw-like" cleats and hooks and also has a minimal rear cleat which created an improved gripping area in the rear of the shoe. Sidewinder is made from our specialized formulation of ductile iron which produces a dead soft rating, but requires almost no filing! This is everything you asked for in a pro pitching shoe. There's not a better shoe out there— try it today!



**NHPA NATIONAL OFFICERS**

**PRESIDENT:** DAVE LOUCKS, 140 Sierra Blanca Ct., Grass Valley, CA 95945 530-477-3335  
**1ST VICE PRESIDENT:** EARL WINSTON, 10326 Highway D. LaMonte, MO 65337 660-563-3536  
**2ND VICE PRESIDENT:** CASEY SLUYS, 1721 San Ramon Way, Santa Rosa, CA 95409 707-538-3128  
**3RD VICE PRESIDENT:** BEVERLY BORN, RR2, Box 198-A, Shattuck, OK 73858 580-938-2406  
**4TH VICE PRESIDENT:** BONNIE SEIBOLD, 1043 Grayston Ave., Huntington, IN 46750 219-356-3489  
**5TH VICE PRESIDENT:** PAUL STEWART, 1043 Old Mountain Rd., Statesville, NC 28677 704-528-5081  
**SECRETARY/TREASURER:** DICK HANSEN, 3085 76th St., Franksville, WI 53126 414-835-9108

**PROGRAM & COMMITTEE DIRECTORS**

**GAME RELATED SALES:** ED DOMEY, P.O. Box 298, Sutton, MA 01590 508-865-9477  
**NATIONAL PROMOTION:** BOB DUNN, 6417 Georgia Ave. No., Brooklyn Park, MN 55428 612-535-3884  
**JUNIOR PROMOTION:** LORRAINE STERNBERG, W206, N13520 Woodside Lane, Richfield, WI 53076 414-677-3300  
**PUBLICITY:** BILLIE SUE PENNINGTON, 39913 Sun Glo Ct., Lady Lake, FL 32159 352-259-2070  
**HISTORIAN:** GARY KLINE, 605 Brantly Ave., Dayton, OH 45404 513-236-7206  
**NATSTATS:** GLENN JAMIESON, 3231 Vineyard Ave., #17, Pleasanton, CA 94566-6359 925-462-6030  
**BYLAWS:** 4th VP, BONNIE SEIBOLD  
**GRIEVANCE & INSURANCE:** 4th VP, BONNIE SEIBOLD  
**HALL OF FAME:** 1st VP, EARL WINSTON  
**REGIONAL DIRECTORS:** 5th VP, PAUL STEWART  
**RULES:** 2nd VP, CASEY SLUYS  
**SANCTIONED CLUB/LEAGUE:** 3rd VP, BEVERLY BORN  
**SPEAKERS BUREAU:** 4th VP, BONNIE SEIBOLD

**NHPA NEWSLINE**

**PUBLISHER / EDITOR:** DAVE LOUCKS  
**PRODUCTION:** KIM ROGERS, KIM ART Graphics

**PUBLISHER'S POLICY:** NHPA *Newsline* is the official magazine of the National Horseshoe Pitchers Association. The contents may not be reproduced in any manner without prior permission of the Editor. Six issues are published annually on a bi-monthly basis with an occasional special issue. Back issues or additional copies of *Newsline*, subject to availability, are \$3.00 each postage included.

**SUBSCRIPTION POLICY:** The annual subscription price is \$12.00 in the United States which includes postage via discounted third-class, commonly called Bulk Rate Mail. Canadian subscriptions are \$20.00. All new subscriptions, renewals, payment and changes of address must sent directly to:  
 NHPA, 3085 76th Street, Franksville, WI 53126  
 Phone/Fax (414) 835-9108

**ADVERTISING POLICY:** The publisher reserves the right to refuse any ad. All ads accepted must be paid for in advance and meet specific format requirements. The publication of any ad is not necessarily an endorsement of the advertiser nor the featured product or service. Rate inquiries, ad copy and fee should be sent to  
 NHPA *Newsline*, 140 Sierra Blanca Ct., Grass Valley, CA 95945  
 Phone or Fax (530) 477-3335

**LETTERS POLICY:** *Newsline* welcomes communication and articles from the membership. Submissions should be typed, double spaced or provided on disk in text format (MS Word preferable) and include the writer's name, address and phone number. The editor reserves the right to accept or reject any letter or advertising material. All submissions are subject to editing, available space, and must be received by the first day of the month preceding the date of issue.

CONTENTS

President's Message . . . . . 4  
 Letters to the Editor . . . . . 6  
 NHPF Contribution Update *by Dave Loucks* . . . . . 7  
 State Officers Meeting . . . . . 8  
 Regional Directors Report *by Paul Stewart*. . . . . 9  
 NHPA Internet Website . . . . . 10  
 A Tribute to Earl Winston . . . . . 11  
 1999 Awards Presented. . . . . 12  
 For Francis-It's a perfect 'five-peat' *by Don McDermott*. . . . . 14  
 Snyder Dominates-wins fourth  
 World 'shoe crown *by Don McDermott* . . . . . 15  
 And the rest of the story . . . . . 16  
 A World of Their Own & Snippets of Interest . . . . . 18  
 1999 World Horseshoe Pitching Champions. . . . . 19  
 Special Events Calendar . . . . . 20  
 Financial Report . . . . . 21  
 Tournament Travel Contacts . . . . . 70

**WORLD TOURNAMENT RESULTS**

Men's Division . . . . . 22  
 Senior Men's Division. . . . . 45  
 Elder Men's Division . . . . . 51  
 Women's Division. . . . . 56  
 Senior Women's Division . . . . . 64  
 Junior Boys' Division . . . . . 66  
 Junior Girls' Division . . . . . 67  
 Junior Mixed Division . . . . . 68

**PAID ADVERTISEMENTS**

White Distributors . . . . . Inside Front Cover & 5  
 Mr. D Horseshoes . . . . . 6  
 Vanderburg Horseshoes . . . . . 8  
 Imperial Horseshoes . . . . . 9  
 Deadeye Horseshoes . . . . . 10  
 Hi Temp Stay On-M . . . . . 17  
 Gordon Horseshoes . . . . . 20  
 Horseshoe Pitchers' Companion . . . . . 21  
 Ted Allen Horseshoes . . . . . 21  
 St. Pierre . . . . . Outside Back Cover

**ON OUR COVER**

Earl Winston leaves the NHPA Executive Board after serving 28 years.



# PRESIDENT'S MESSAGE

**G**reenville will unfortunately be remembered by most, not for its successful World Tournament, but for the weather that prevailed. Even the locals were complaining about the unusual high temperatures that held the mid-east and central states hostage for more than two weeks. Coupled with the ever present humidity, pitching conditions at the 1999 World Tournament were less than ideal. Our gracious hosts, the Darke County Horseshoe Club, had done everything they could to make this event a memorable one but the one thing over which they had no control, weather, came into play. The three pitching buildings were not air-conditioned but had been equipped with large fans at each end to keep the air circulating. If it were not for the unexpected higher than normal temperatures and some severe wind and rain storms that caused delays on the outside City Park courts, pitching conditions would have been near ideal.

Of the 1542 pitchers that entered this tournament, 48 canceled out or just did not show up. This required five classes to be reformatted and brought about the need for 38 pacers. After starting, another 30 pitchers dropped out, some for legitimate reasons, some not. This added to the need for pacers which with the high temperatures, were difficult to obtain. Often, players had to pitch their 40 shoes by themselves just to maintain equal shoes pitched with their opponents since percentage broke ties for 2nd place and below. Of all those that pitched all their scheduled games, only 7 failed to win at least one game.

In class play, only 6 pitchers went undefeated.

The unusually high number of pacer games brought to light the fact that a lot of pitchers don't know the rule about drop outs. Many came to argue that if they lost a game to a player who later dropped out, they should be given a win. Not the case. The old adage, "forfeit one, forfeit all", was many years ago buried by the NHPA. For more than 15 years, the World Tournament rule (actually an NHPA Bylaw) has been that all wins, losses and statistics accumulated shall remain in the books for a pitcher who has to forfeit one or more games for any reason. 1988 was the last year that the bylaws applied this statement to only World Tournament competition. In 1989, it was changed to apply to all NHPA sanctioned tournaments. I continue to be astounded by the number of pitchers who show up at the World not knowing the rules and bylaws of the NHPA. One has to wonder how many violations occur in the local tournaments where such unformed members may be in charge.

This year we collected \$15 in scorekeeper fees as part of the entry fee. Scorekeepers were given a redeemable \$2 voucher when they turned in a scoresheet. While it created more work in the office, the process went pretty well. Pitchers seemed to like it and some scorekeepers hung on to their vouchers until their last day for a big payoff. While \$24,654 was set aside to pay scorekeepers, \$606 went uncollected.

## FUTURE PLANS & CONVENTION HIGHLIGHTS

**2000** Bismarck, North Dakota, will host the World Tournament from July 31 to August 12. The event will be in the V.F.W. All Seasons Arena which is air conditioned and is currently being expanded. We should have more than adequate room for all the courts and related facilities we need.

**2001** Hibbing, Minnesota was provisionally selected as the site for the World Tournament. No bids were received by the March 15, 1999 deadline but Hibbing and Kitchener, Ontario, Canada did send in late bids. Hibbing was the choice pending a site inspection to be made within 90 days.

**2002** Open for bid. Offers must be rec'd. by March 15, 2000.

**2003** Joelton, Tennessee. The 38 Jack Freeman Courts, all under cover, are currently leased to the NHPF. By 2002, they will be NHPF owned and the Hall of Fame construction should be finished. As the delegates agreed when the NHPF was formed, Joelton would become the World Tournament site every 3-5 years to help finance operating expenses.

**Foundation Contributions** What a difference a year makes. During the 1999 World Tournament, \$8,261 in donations to the NHPF were collected. This is more than twice the last year's amount and does not include the pay many W.T. workers pledged to donate when their checks were cut. Special thanks to the Ohio HPA who donated \$500 and Gene "Burly" Burlingame who ran a special shirt raffle that raised \$441. Must also acknowledge those who bought \$5 tickets for the chance of winning a cream pie to be pushed into the face of good sports, Walter Ray Williams Jr. and NHPA President Dave Loucks.

**Convention** Called to order at 8:45am and adjourned at

12:50pm. 130 delegates representing 38 charters were seated at the Greenville Inn. Candidates for election each spoke to the delegates and answered questions.

**Voting** First Vice President, Allen Baptist, elected on first ballot 67-60. Third Vice President went two ballots before electing Lorraine Sternberg. First Ballot, Steve Summerlin 48, Sternberg 59, Donnie Roberts 20. Runoff ballot, Summerlin 52, Sternberg 73. Fifth VP Paul Stewart and NHPA President Dave Loucks running unopposed were unanimously returned to office by voice vote.

**Rules** Refer to pages 12-13 of May/June issue for wording of the eleven proposed changes. Delegates voted as follows;

#1 passed as written 119-5

#2 passed as written 103-24

#3 passed as amended 123-7. Amended to read, Foul lines shall be clearly marked by lines level with and extending across the front of the full distance and extended platforms. This places them perpendicular to an imaginary line between stakes at 37 and 27 feet respectively from the front of the opposite stake measured at the level of the pitching platform.

#4 passed as written 127-3

#5 passed as written 129-1

#6 passed as written 127-3 but adding the word "other" before 40' in first line.

#7 passed as written 126-4

#8 passed as written 107-22

#9 passed as written 126-4

#10 passed as written 112-18

#11 failed 64-66 after being amended to remove words "and sanctioned league play"



All five models are  
NHPA sanctioned

One year warranty on  
all models


Pairs are matched to  
within 1/5 of an ounce

All models carry  
a dead soft rating

# THOROUGHBRED PITCHING SHOES



**\$45**  
Per pair  
ITEM #33-123



**\$45**  
Per pair  
ITEM #33-051



**\$45**  
Per pair  
ITEM #33-045



**\$45**  
Per pair  
ITEM #33-033

Flip shoe

Both are primarily turn shoes

Universal shoe

## INTRODUCING: PONY

A light weight pro-style shoe ranging from 2 lbs. 4 oz. to 2lbs. 6 oz.

**Toll free order line:  
1-800-841-4685**




**\$45**  
Per pair  
ITEM #33-010

**Pay with your credit card**



**Or send check or money order to:**

# IF THE SHOE FITS, PITCH IT!



**NEW!**

**WHITE  
DISTRIBUTORS**  
PROFESSIONAL HORSEHOE PITCHING EQUIPMENT  
P. O. Box 3652  
Erie PA 16508

All above models are available through any NHPA distributor

Pennsylvania residents must add 6% sales tax when ordering direct from White Distributors

Above prices do not include shipping and handling charges

Check out our on-line catalog for more info and full color images of all our products at: <http://frontpage.erie.net/rdwhite>



# LETTERS TO THE EDITOR

Dear Dave,

Just a note to thank you for a great job of organizing the 1999 World Tournament in Greenville, Ohio. I have only been pitching for three years and one of them as an NHPA member. I cannot express the enjoyment I got out of the tournament, and the thrill when

Dave Loucks put that Silver Medal around my neck. I hope to be at the next World Tournament. Please except my donation to the NHPF (half of my cash award) and I will be donating half of any cash award of future tournaments I may win. If other pitchers would do the same, the facility in

Joelton would be built much faster.

Thanks again,

John A. Wagner, Prospect, PA

Dear Dave,

On behalf of Hilliard Horseshoe Club, Hilliard, Ohio, we wanted to thank the national officers for all the work and effort and time you all gave to make the Greenville World Tournament a great two weeks of horseshoe pitching.

Darke County and the city of Greenville were very gracious and we wanted you to know it was all appreciated.

Much thanks,

Hilliard Horseshoe Club

Dear Editor,

First of all, I want to compliment the entire staff of NHPA for a superb World Tournament in Greenville, Ohio. From this pitcher's perspective it was an example for the entire world to emulate.


After returning from the tournament, I lay awake wondering why I came up short of the stake so many times during the tournament. I knew that I was pitching uphill four inches, but I just couldn't adjust for the difference, and I took my vitamins each morning! Being an engineer, I had to come up with a logical explanation that was easy for me to understand. Here's what I came up with.

The average pitcher throws the shoe forty feet horizontal with an average arch height of eight feet above the ground. The work he does, in throwing one shoe is 8 ft. x 2 1/2 lbs=20 ft lbs. When you elevate the stake four inches above the pitching level, the work increases to 8 1/3 x 2 1/2=21 ft lbs. That's a five-percent increase in work effort for the average pitcher. The difference in distance he has to throw the shoe is negligible. It's the difference in height that makes the extra work!

Since I'm spending 5% more energy to throw the shoe uphill, why not give me a break on how far I have to throw it? I would like to hear what others have to say about this issue.

F. "Skip" Blum, Cocoa, FL

## MR. HORSESHOES



"THE SHOE THAT FITS"

DESIGNED AND BALANCED FOR THE FLIP



— Order Direct From —

MR. D. HORSESHOES, BOX 394, POST, TEXAS 79356

JOHNNY DAVENPORT  
806/495-2630


or Contact  
Your NHPA Representative

THE MR. D. SHOE HAS EXTRA, EXTRA HEAVY HEELS  
— PERFECT BALANCE FOR THE FLIP

THE TOE OF THE MR. D SHOE IS SMOOTH WITH A  
GOOD SLANT ON THE TOP SIDE FOR AN EASY GRIP  
AND A SOFT TOUCH DELIVERY

THE CALK ON THE BOTTOM OF THE MR. D SHOE  
WILL INTERLOCK ONTO THE TOP OF THE FIRST  
SHOE PITCHED, TO HELP PREVENT THE SECOND  
SHOE FROM REBOUNDED BACK OFF THE STAKE

THE BALANCE AND THE INTER-LOCKING FEATURE  
OF THE MR. D. SHOE IS PATENTED



\$50.00 per pair

Postage paid to the 48 contiguous states  
Texas residents add \$3.63 sales tax

PATENT NUMBER 5,704,857

— L-M-H Weights —  
With or Without Ringer Breaker

CAST FROM ALLOY STEEL  
Guaranteed one year against breakage  
NO SHOES SENT ON CONSIGNMENT

### ARE YOU TIRED OF FLIPPING A SHOE THAT IS DESIGNED TO BE TURNED?

The edges of the Mr. D. Shoe are not round like they are on other shoes. The extra, extra heavy heels tend to keep the heels down as the shoe rings the stake, giving the square edges, and the calks on the bottom of the heels a better chance to grab the pit surface, or the other shoes on the stake, to prevent the shoe from turning around. This will lessen the chance of it being knocked off the stake.

An ideal flip has the shoe coming to the stake as it has just leveled out. Sometimes our aim is off just enough that the point, or heel, of the shoe will hit the stake as the shoe comes in. The points of the heel of the Mr. D. Shoe are at a slant, so that the first part of the shoe to hit the stake is on a plane with the bottom of the shoe. This forces the point of the shoe down, therefore; the extra, extra heavy heels on the Mr. D. Shoe will force the calks on the bottom of the shoe into the pit. The "dead soft" rating then entices the shoe to drop next to the stake for a point.

Because the heel of the Mr. D. Shoe is so heavy, sometimes the heel that doesn't hit the stake will jerk around the rear of the stake. This causes the other heel, that is now holding onto the pit surface, to hook the stake for a ringer as the shoe turns around the stake.

Shoes with hardened points, that hit the stake in this manner when flipped, have a tendency to jump away from the stake and spin to the rear, out of scoring range.

Shoes with blunt points, or shoes flipped with the slope of the heels going up, makes the top plane of the shoe to be the first part of the heel to hit the stake. This, more apt that not, will cause the shoe to flip over backwards and come to rest several inches from the stake - a lot of times out of scoring range.





# NHPP CONTRIBUTION UPDATE

by Dave Loucks

**W**e are beginning to see signs of growing support for the Foundation. In the first seven months of 1999, contributions have already reached the level achieved for the entire year of 1998. While we continue to receive checks from many who have donated multiple times, new names appear on the contribution list with increasing frequency. Perhaps the word is beginning to get out beyond the readers of Newline and those who attend the World Tournament where the NHPP is promoted daily.

During the Greenville World Tournament, \$8,261 was collected in various fund raisers for the NHPP. This included banquet ticket sales, pie in the face donations, a shirt autographed by the Champions raffle, passing the basket for cash & scorekeeper voucher donations and many individual checks from people who have come to realize how important this project is to the sport. To all of these benefactors, our sincere thanks.

Since our last report, 87 contributions have been made that we can mention here because of personal checks or otherwise being identified. Many more were made by unknown individuals who just dropped cash into containers at the World. Most contributors seem to approve of Newline listing their name and ranking the donations by state. A few have said they don't and for them, we can always list their donation as "anonymous". Remember, the NHPP is a "public" entity and we are required by law to keep records of and acknowledge donors.

I'm pleased to acknowledge that three more have qualified for a personal plate on the plaque of major benefactors contributing \$500 or more. They are the Air Capital Horseshoe Club of Wichita, Kansas, the Ohio Horseshoe Pitchers Association and Foster Kenton of Hawthorne, Nevada.

## Contributions received in June and July

### Donating \$5-25

Jack Sprecher, CA  
Paul Bernard, OH  
Art Moran, MN  
Ralph Sharp, KY  
Dalton Simmons, IL  
Don Titcomb, CA  
Bryan Shanks, MI  
Ralph Funk, KS  
Ron Yacuk, IN  
Bernie Brooks, WA  
John Reedy, WA  
Vey Allen, WA  
Ben Wiedrich, OR  
Mel Roberts, CA  
E. Nile Abbott, MO  
George Hopson, VA  
Russell Sweeney, MA  
Alan Carlsen, MA  
Chris Surprenant, CT  
Armand Calabro, CT  
Bill Casey, CT  
Billie Sue Pennington, FL  
John Wellsand, Jr., IN  
James Norville, MI  
Len Lipovsky, MN  
Emery Brandt, NE  
Mike Thomsen, NE  
Pioneer H.C., NY  
Allen Fox, NC  
Tommy Gann, NC  
Randy Joines, NC  
Lyle Calkins, WA  
Bellingham H.C., WA

Jim Haupt, WI  
Lorraine Sternberg, WI  
Charles Bunner, WV

### Donating \$30-65

Erwin Rakstad, IL  
Luke Thompson, IL  
Dave Loucks, CA  
Marvin Tatchio, OR  
Rick Rebman, OR  
Mel Reeser, OR  
Dave Spears, ID  
Carl Alber, CT  
Ronald Deckard, FL  
Ed Boggess, FL  
Bob Knudtson, MN  
Eldon Bryham, CA  
Casey & Gail Sluys, CA  
Rudy Vondach, OH  
Paul LaCrosse, CO  
Joseph Karpel, MO  
Jim Newland, MN  
Lu Cave, MN  
Les & Edi Holland, MN  
Melissa Lehman, WV  
Anonymous, WI

### Donating \$100-200

Monty Roberts, KY  
Orange H.C., CA  
John Bass, NV  
Bill MacIntyre, NJ  
Elmer Otnes, OR  
Elmer Schilperoort, WA

Try County HPA, OH  
William Ungetheim, IN  
Harlen Rippetoe, CA  
Bill Brown, CA  
Patrick Murtha, CA  
Ken Schulze, CA  
Dan Stremick, MI  
Golden Isles H.C., GA  
Richard Warren, FL  
Alfonse Alba, CT  
Roy Siddens, IL  
Jim Mortinger, KS  
Priscilla Hedges, KS  
Ward Lutz, MN  
TCR Corporation, MN  
H. Clair Bruce, PA

### Donating \$400-500

Gene Burlingame, IA  
Air Capital H.C., KS  
Foster Kenton, NV  
Ohio HPA, OH  
Joelton Court Fees, TN

**Joelton & World  
Misc cash....\$1645**

**Greenville Banquet Ticket  
Sales....\$3555**

**Total of 464 Individual  
Contributions plus court  
fees, ticket sales & misc.  
donations deposited as of  
8/4/99...\$69,730**

## How your state ranks in number and dollars contributed

1. Tennessee, 20 for \$17,905
2. California, 49 for \$5,924
3. Georgia, 4 for \$5,210
4. Massachusetts, 5 for \$3,965
5. Minnesota, 46 for \$1,770
6. Missouri, 24 for \$1,725
7. Ohio, 38 for \$1,574
8. North Carolina, 27 for \$1,572
9. Wisconsin, 20 for \$1,485
10. Florida, 20 for \$1,340
11. Kansas, 12 for \$1,307
12. Michigan, 21 for \$1,099
13. Oregon, 16 for \$1,064
14. Iowa, 8 for \$846
15. Nevada, 5 for \$815
16. Washington, 12 for \$780
17. Colorado, 11 for \$762
18. Illinois, 20 for \$580
19. New Jersey, 8 for \$515
20. Kentucky, 10 for \$450
21. Indiana, 8 for \$435
22. Nebraska, 6 for \$389
23. Pennsylvania, 10 for \$370
24. Texas, 4 for \$350
25. New York, 7 for \$350
26. Connecticut, 8 for \$189
27. Idaho, 4 for \$185
28. Wyoming, 3 for \$182
29. West Virginia, 7 for \$170
30. Montana, 2 for \$150
31. South Carolina, 6 for \$135
32. Arkansas, 3 for \$120
33. Oklahoma, 3 for \$100
34. New Mexico, 1 for \$100
35. Arizona, 3 for \$89
36. Virginia, 4 for \$73
37. South Dakota, 4 for \$71
38. Utah, 1 for \$50
39. North Dakota, 1 for \$30
40. Louisiana, 1 for \$25
41. Delaware, 1 for \$7
42. New Hampshire, 1 for \$5



# STATE OFFICERS MEETING

## GREENVILLE, OH. JULY 24, 1999

Meeting was called to order at 9:45 a.m. by NHPA Secretary/Treasurer Dick Hansen, with 25 state officers and guests present.

All candidates for NHPA office, that were present, were allowed to address the meeting and answer questions.

Joe Faron, Missouri State President, displayed and talked about the original copy of NHPA rules dated 1922 found in Missouri this past Spring. It will someday be placed in the NHPA Hall of Fame and copies will be made available for other charters that may want to place it in their Hall of Fame.

The longevity patch program was discussed and the proper procedure to receive them was explained and that only years 10, 20, 30, 40 and 50 are available.

Dick asked how many of those present are now sending in their membership reports by email or on computer disk. It was explained that almost any program in use at this time by charters can be accepted and converted for input into the NHPA membership database. Paul Stewart noted that anyone present that would like to learn or view the NHPA membership program, that is available to all char-

ters at no cost, should stop by the website booth and someone will be happy to show them how to use the program and send in reports.

Allen Baptist, CO asked charters and tournament directors to look for new and better ways to help keep pitchers at tournaments after they have completed pitching. This in turn will help to support the local clubs and promote the game. Allen suggested such things as door prizes and raffles.

Ed Quigley, NJ made the suggestion that tournaments need to do a better job of presenting awards. By highlighting the awards, pitchers will remain at the courts for a longer time and therefore better support the local club. Dick noted that the Team World Tournament does an introduction of each pitcher in the finals and lists their accomplishments in the tournament as well as their past records. Ron Weiss, PA stated that at his tournament, awards and cash are presented to pitchers setting records on each court and it has been very well received.

Billie Sue Pennington, NHPA Publicity Director, asked for input and any ideas others may have to improve

our publicity. She said to use the slogan "Just Do It." Doing anything is better than doing nothing.

Dick stated that contrary to what many have heard, the horseshoes that the Horseshoe Pro Shop has the rights to are in fact still NHPA Sanctioned and there has been no move to remove the sanction from any of the 8 brands currently held by the Pro Shop. Dick also explained the NHPA Sanction procedure and how and when a shoe is removed from the NHPA Sanction list.

Ward Lutz, MN suggested that another push should be made and that NHPA Bylaws should be changed to get *Newsline* in every household. No recommendation was made.

Meeting was adjourned at 10:30 a.m.

Minutes submitted by Dick Hansen.


## Going South for the Winter?

Remember to send your  
change of address to:

NHPA *Newsline*  
3085 76th St., Franksville, WI 53126

**BILL VANDERBURG**  
**HORSESHOE CO.**  
115 Princess Street  
Rockwood, Ontario NOB 2K0  
(519) 856-1377

### THE SHOES OF THE FUTURE



**VIP: (CAST)** Designed for the flop and the three-quarter turn. Has a good heavy lug. Thrown by the Canadian Women's Champ (1993) at 80.1%. Weight - M-H. (You'll love them).

**THROWN BY THE JUNIOR WORLD CHAMP 1996-82.3, 1997-78.5%**

**CAN-AM: (CAST)** A super shoe for the three-quarter turn, one and a-quarter and one and three-quarter turn. L-M-H

**CONDOR: (CAST)** Designed for the flip. Perfectly balanced. Thumb indentation. Can be thrown up or down. Lugs down. Weight 2.8 / 2.9 / 2.10 lbs. L-M-H-

**PRICE: \$43.00—Shipping & Taxes extra.**

**1 year guarantee / Order through your NHPA Representative**



**T**hanks to the Darke County Horseshoe Club and all of their many hard working members for a wonderful World Tournament. The weather was a little on the hot side, but seeing old friends and making new ones made the weather bearable. I have had the pleasure of visiting Greenville, thirteen of the past fourteen years for the Ringer Classic. this should have given me the home court advantage, but my pitching didn't show it.

A brief meeting with RDs was held on Sat., July 24, 1999 during the World Tournament. The following RDs were in attendance. Jim Shilling (IN), Jerome Kennedy (GA), Ed Quigley (NJ), Ken Wilhelm (WVA), Don Lawyer (MD), Allen Baptist (CO), Lance Twyman (NY), Pat Wemhoff (NE), Gail Sluys (nCA), Elwyn Cooper (MO), Duane Goodrich (KS), Ward Lutz (MN), Steve Summerlin (MI), Dave Shreve (IL), C. Leo Buell (IA), Jim Haupt (WI). Guests in attendance were: Billie Sue Pennington (FL), Lorraine Sternberg (WI), Bob Champion (CO), Ron Weiss (PA), Phyl Quist (WA), Terry Sternberg (WI), Ken Jaeger (WI).

After the meeting was called to order, all of the candidates running for NHPA offices were given a chance to speak. All accepted and presented themselves very well.

Someone spoke of longevity patches. Dick Hansen said he needed name, years and card numbers for those having 10, 20, 30, 40 and 50 years' service.

Should all sanctioned tournaments be required to be played on sanction courts? This was a question the NHPA Officers discussed at our winter meeting. I asked all the RDs in attendance the same question and got mixed views. After a discussion, we agreed that this matter needed further study, and perhaps a Rule proposal for 2001.

The next topic for discussion was "should all tournament directors be required to be NHPA members and subscribers to *Newsline*?" The answer was yes, but this will also need a Bylaw proposal to be made for the year 2000.

The patch program: "have the patch-

es become a drawer item?" After a brief discussion, I explained how many patches were ordered each year and the cost of the patches. The majority of the RDs agreed that it would lower tournament attendance if we dropped or changed the way we presently do the patch program. We also discussed and agreed that the State Champion patch and State Doubles Champion patch will have gold lettering for the year 2000. All State Class Champion patches will have red lettering and all Tournament Champion and Class Champion patches will have blue lettering.

A special thanks to all the RDs/ARDs, John and Jan Decker, Terry Sternberg, Tom Steinke, Jim Quist, Ken Jaeger, for all the help in shoe checking. Most workers have donated their World Tournament pay to the NHPF.


## State Tournament Directors and Statisticians NOTICE

Remember to send a copy of your State Tournament Results to *Newsline* for the next issue. Include name, W-L% for all players in Championship Divisions. For class play, send only the winner name, W-L%. No Doubles please. State Tournament results will be printed in the Nov./Dec. and Jan./Feb. issues only. **Deadline for print in next issue is October 2, 1999.**

## IMPERIAL

*"The Rolls Royce of Horseshoes"*

Forged Steel  
Hard Points



ORIGINAL \$49/Pair  
PLUS \$45/Pair

Call for quantity prices.

**616-624-2861**

Boyd Stonerock, 83441 CR 652, Lawton, MI 49065

*After only 2 years, Becky Kemper of Pleasureville, KY won the 1998 World Women's Championship pitching Imperial Horseshoes.*



**T**he 1999 World Tournament at Greenville, OH was held indoors throughout the week-and-a-half preliminary rounds, and on 18 very excellent city park outdoor courts for the final 3-day championship rounds. The "live" NHPA Website was set up for all preliminary rounds and then moved to the park for the championship rounds. Camera and cable problems provided viewers limited WEBCAM shots, but this year's photo albums were filled with current digital camera photos.

Daily results were posted several times daily for the benefit of viewers. Championship game results were posted after each round. Mail and email messages came in from viewers but staff time for replying to them all was not possible, thus limiting response to only messages requiring assistance.

Future planning for World Tournament "live" websites may include commentary chat programs

that give viewers current information and will allow viewers to chat "live" online with their favorite "tournament personalities."

One intent of the NHPA "live" website is to demonstrate and encourage charter websites and tournament directors to produce their own "live" or taped website reports on local tournaments. Our website staff is available for assistance to those wishing more information. Innovative ideas and suggestions are welcome. Please send your comments and suggestions to Paul Stewart, NHPA 5th VP (email: [nhpa5th@bellsouth.net](mailto:nhpa5th@bellsouth.net)).

The hospitality and accommodations provided to the website staff by the Darke County Horseshoe Club was very much appreciated. They provided phone service, overhead video cabling for WEBCAM, covered booth and tables/chairs and tended to many other website needs. Mother Nature brought forth a few moments of intense rain and days of considerable heat and

humidity, but indoor play was not delayed. An hour and a half delay was caused by rain on the city park courts during the second week of play and two shifts scheduled during mid-day changed to cooler hours of the day, otherwise the tournament was played on schedule.

Website photos and statistics for the 1999 World Tournament will remain "online" throughout the next year for your Fall and Winter perusal. Our website will carry information on the year 2000 World Tournament to be held at Bismarck-Mandan, ND. Information will include tournament dates, indoor facility description, local points of interest, accommodations (hotel/motel and campsite), and area maps.

Thanks to all viewers who followed the tournament progress along with us, many of who sent comments via FTP, email, Guestbook and Message Post. The NHPA website received an average of nearly 1,200 hits per day throughout the 2-week tournament schedule.



★ PITCHED BY CHAMPIONS ★

	Price Per Pair Up to 12 Pairs
CLYDESDALES	\$40.00
N.T.	\$40.00
REGULAR	\$40.00
E-Z GRIP	\$45.00
CLYDESDALE DF	\$45.00

(Write for greater quantity prices.)

**ALL "DEADEYES" IN  
VARIOUS WEIGHTS OF  
LIGHT - MEDIUM - HEAVY**

*Clydesdale now available in  
"Extra-Light" weight 2 lb. 5 oz. or less.*

UPS shipping included in new prices—Continental U.S. ONLY

**All "DEADEYES" are  
now available in Med. Hard**

**E-Z Grips and N.T.s are now guaranteed for  
2 years from date of original purchase.**

N.T.s now have better hooks and more weight to the front.

**All other new sanctioned "DEADEYES"  
are guaranteed one year.**

Guarantee valid in Continental U.S. only.

Broken Shoe Replacement honored by manufacturer only.  
Return both shoes in original box.

Contact Bill Courtwright (ONLY) for special prices on  
rejects and returned shoes (NO GUARANTEE) and not for  
sanctioned tournament use.

**NO SHOES WILL BE SENT ON CONSIGNMENT**

Missouri residents add State sales tax.

Deadeye Horseshoes c/o W. Courtwright  
2250 North Lark Dr., Fenton, MO 63026  
Ph: (314) 376-5222 or (314) 677-2200 (8-5)

**Order direct or from  
an authorized NHPA distributor**

**NHPA NATIONAL BUYER**  
Edward A. Domey  
P.O. Box 298, Sutton, MA 01590  
(508) 865-9477



# A Tribute to Earl Winston

by Dave Loucks

At the end of this year, Earl Winston will step down as NHPA First Vice President after serving the better part of 28 years as an Executive Council member. Not all that time was spent as 1st VP as Earl initially took office in 1972 as 3rd Vice President, a position he maintained for eleven years. In 1983, he became 1st Vice President and has remained in that position for eight terms.

No individual since the formation of the NHPA is known to have served in office as long as Earl. When Earl made a commitment, he put down roots. Consider that Earl was the Missouri Charter President for 26 years and resigned that position only when he became an NHPA Officer. For 35 years, he was acting superintendent of horseshoes at the Missouri State Fair. In his time, he has been a Midwest Regional Director and served on the NHPA Nominating, Credentials, Audit, Rules and Hall of Fame Committees.

For over 30 years, Earl voluntarily served as a committee of one mailing out rules and literature to anyone who inquired. It was always several hundred mailings a year and Earl rarely asked the NHPA for postage expense. To this day, with the NHPA Rules Committee in place for some 10 years (Earl is a member) he still gets a significant number of inquiries due to the many years that his name and address appeared in countless publications and libraries. The fact that these mailings still reach him from publications ceased long ago is an indication of Earl's roots. He was born less than a mile away from where he currently resides.

Earl Winston started pitching horseshoe in 1937 and joined the NHPA in 1941. He married Vicki Chapelle in 1960 and together they



raised two sons, Keith and Carl. For most of his life, Earl has been a farmer/rancher, at one time, owning two and operating two others at the same time. Somehow, he found the time to pitch horseshoe and serve the Missouri Charter and NHPA as well. It probably helped that Vicki was an avid horseshoe pitcher, having won the Women's World Title 3 times prior to their marriage. Together they forged an even stronger horseshoe foundation as Vicki went on to win seven more World Titles and Earl saw some of his best World Tournament pitching in the years after marriage.

When you have served in administrative office as long as Earl, it is easy for people at the World Tournament, particularly of late, to know little of your pitching career. After throwing the 1-1/4 turn for 43 years, Earl switched to the 1-3/4 in 1980. His high tournament average was 82.1% pitched in

1954. He is one of the very select few who can lay claim to have had a perfect game, Earl's perfecto coming in 1978 at the Gilman City Open. Nine times, Earl pitched in the Championship Group at the World Tournament, an event he has attended every year since 1950. This 50 years of consecutive attendance is yet another mark believed to be unequaled.

What is there about Earl Winston that sets this man apart? Certainly there are

few, perhaps none, that can challenge his commitment and longevity. The NHPA and the Executive Council have been fortunate to have been the beneficiary of his service. While Earl has decided to retire from the Council, he will still serve the association as a Director of the NHPF and the chairman of the NHPA Hall of Fame Committee. I rather imagine that we will continue to see Earl at local and World Tournaments as horseshoes is still an important part of his life. Besides, there are at least 100 old horseshoe pitching stories that he has yet to tell. Got an hour or so, find Earl, sit down and be entertained.

Earl, as a lifetime NHPA member, you have more than earned your retirement from NHPA office. On behalf of your fellow officers and all NHPA members, I sincerely hope you enjoy the additional time that will now be available to you.




Above: Dave Loucks congratulates outgoing 1st VP Earl Winston on 28 years of dedicated service to the NHPA. Left: NHPA Executive Council l-r: Incoming 3rd VP Lorraine Sternberg, incoming 1st VP Allen Baptist, 3rd VP Bev Born, 1st VP Earl Winston, 4th VP Bonnie Seibold, 5th VP Paul Stewart, President Dave Loucks, Sec'y/Treas. Dick Hansen. Not shown: 2nd VP Casey Sluys.



# 1999 Awards Presented



*NHPA President Dave Loucks presents 1999 Presidential Award to NatStats Director Glenn Jamieson*



*Charles M. Bunner receives 1999 Stokes Award.*




*Walter Ray Williams Jr. proudly presents Hall of Fame induction plaque to his father, Walter Ray Williams Sr.*




*NHPA 4th VP Bonnie Seibold presents Achievement Award to Robert Schmidt, who fabricated the unique plaques and medallions awarded to class positions 1-4.*





*Jim McCombs of Darke County Horseshoe Club presents Honorary Member plaque to Dave Loucks.*

*Lance Twyman of New York receives Regional Director of the Year award from 5th VP Paul Stewart.*



*Paul LaCrosse paid \$50 to grind pie into the face of NHPA President, Dave Loucks.*



*Gail Sluys donated \$55 to NHPF to put pie in the face of Walter Ray Williams Jr.*



# For Francis... It's a perfect 'five-peat'

by Don McDermott, Sports Editor,  
*Daily Advocate*, Greenville, OH.  
August 2, 1999. Note of Thanks

Name an athlete in any sport who is as dominant as Alan Francis is in horseshoe pitching.

Michael Jordan won six titles in all the years he played basketball for the Chicago Bulls.

John Elway waited until 1998 before winning his first Super Bowl title. He got another in 1999—then retired from the Denver Broncos.

The Atlanta Braves keep on winning National League East titles, but they've claimed the World Series ring only once.

Alan Francis has now won five consecutive World Horseshoe Pitching Tournament titles, giving him seven in 11 years as a Men's Championship pitcher and 11 overall, including the four straight he won as a junior beginning in 1982.

The fifth straight World title came Saturday at the 18-court City Park complex in Greenville, and it was accomplished with a special flourish. Francis, from Defiance, OH, by way of Blythdale, MO, had the championship clinched with two games left, after Brian Simmons of New Hampshire upended his closest challenger, Art Tyson, 40-24, in the 17th of the 19-game round-robin tournament. In fact, while the Simmons-Tyson match was being pitched, Francis was practicing four courts away.

"I knew I had the tournament won after Art lost, but I had a couple incentives—to keep my (ringer) percentage up, and to finish undefeated—something I didn't do when I won those other championships," said Francis.

In game 18, Francis threw 84.1 percent ringers, slightly above his tournament average of 83.5, and he beat New York native Tyson 40-32. Now Simmons, a long-time foe and by Francis's own accounts one of the toughest men to pitch against in key games, was next. Francis overcame three double misses and one of his

shakiest games of the tournament to rally past Simmons 42-30.

"Winning five in a row...it's something special," said Francis, as he stood inside the court complex shaking hands of well-wishers, including Women's Champion Sue Snyder of Kentucky. "Pitching against these guys...it's so competitive. I feel fortunate...so very lucky."

Right now, Alan is the best male pitcher I've seen," said Dale Lipovsky, a Minnesotan who has three World Championship trophies at home. "Alan is so consistent, and he knows the game—he's got all the credentials, stamina, concentration and the ability to practice, then go out and do what he's worked on."

It was Lipovsky who denied Francis a perfect run to the title in 1998, beating him in the final game at Ainsworth.

"I thought about that," said Francis, "which made it a goal not to let it happen again. The thing about this streak is that it has taken some luck, in certain situations, I didn't miss when a miss could have beaten me."

Two games Saturday illustrated that point most graphically.

In game 14 (the first Saturday afternoon when the temperature was 90 degrees with almost matching humidity) Francis trailed John Walters of Troy 37-24. Three times, Francis faced elimination as the 23-year-old Miami County pitcher had the last throw. The shoes missed each time and Francis rallied for a 42-37 win.

Paul LaCrosse of Colorado led 30-10 after 50 shoes, but Francis came back for a 40-33 win in game 15. LaCrosse would finish at 13-6, 74.52, just behind Lipovsky, 13-6, 76.53.

"When Alan starts stringing ringers, there's no way you can beat him, unless you're doing the same thing," said La Crosse.

"Pitching at this level...it's getting tougher every year," said Francis, "but that's why I come to the Worlds—to pitch against these men. They're the best. Knowing that, and knowing of

the pressure of trying to repeat. It could eat at you if you let it."

And there was the assessment offered by Tyson, who finished second at 15-4, 79.58, just ahead of Simmons, 14-5, 78.75.

"Alan has the focus, the alignment, the eyes, the form, and," said the Brooklyn business man, aware that not even a hour-long interruption caused by a thunderstorm had bothered Francis, "he makes less mistakes than anyone else. He doesn't let distractions get to him."

"Today, I didn't focus as well as I usually do—I was thinking too much," said Francis. "I was thinking about my form, my delivery and other things I needed to work on. Usually, I just go up there and release the shoe without doing all that."

That is a simplification of a routine Francis has choreographed.

"Horseshoes," said the champ, "is a game of repetition. But I really don't practice a lot...maybe 30-45 minutes a day during the season, and I won't pick up a shoe (after the State tournament) until April. Practice is boring."

His objective next July at Bismarck, ND, is to see if he can win a sixth straight title, which would match the record established by Fernando Isas of Los Angeles from 1947 through 1952.

The practice of repeating as champion—that's one routine Alan Francis will not find boring—guaranteed.

**"Pitching against  
these guys...  
it's so competitive.  
I feel fortunate...  
so very lucky."**



# Snyder Dominates...wins fourth World 'shoe crown

by Don McDermott, Sports Editor,  
*Daily Advocate*, Greenville, OH.  
August 2, 1999.

One of Sue Snyder's opponents, Amy Hall, was asked what it's like to pitch horseshoes against the Kentuckian.

"Let me tell you...if you're not flat on the pole, you can hang it up...period," said the Virginian, just before the awards ceremony at which Snyder was crowned the 1999 National Horseshoe Pitchers Association's Women's Champion.

Snyder, winning 18 of 19 games and pitching 84.52 percent ringers, claimed her fourth title in the 1990s. The veteran pitcher didn't allow the heat that smothered Greenville's City Park courts—or some of the toughest rivals in the sport—bother her.

Snyder, from Madisonville, KY; Sylvianne Moisan of Quebec, and Amy Brown Francis of Defiance, OH, entered the last of the three-day, 19-game round-robin finals tied at 13-0.

Francis was the first to falter, bowing 40-35 to struggling 1998 World champion Becky Kemper of Kentucky; the former Ohio and Ringer Classic champion would go on to lose five of the six games contested in a round that lasted almost five hours.

Moisan lost her first game, too, as Debbie Alexander forced an 82-shoe shootout and won 40-27. Sylvianne, the 1997 Ringer Classic winner, stayed in contention until game 18, when the aforementioned Hall ended her title hopes with a 41-34 triumph.

Meanwhile, Snyder cruised along as she had throughout the tournament, wearing out Brenda Tawney, Connie J. Filley, Amy Francis, Amy Hall and Becky Kemper to run her record to 18-0. In each of those wins, Snyder exceeded 80 percent ringers, which matched the winning streak.

Only in Game 19 did Snyder falter, but it didn't really matter when Moisan came back from a 19-11 deficit to win 41-22. It was the only game Snyder had a ringer percentage under 80; she had 55 ringer on 76 shoes for 72.4 percent, while Moisan was 61-for-76, 80.3.

"This was fun," said Snyder, after accepting congratulations from several fans as she stood near one of the fences that surround the horseshoe courts. "all the quality pitchers were here...this was one of the toughest fields ever."

Snyder, as unassuming a persona there is, didn't hear all the compliments afforded her.

"I think that right now, Sue is the best women's horseshoe pitcher ever," said Bonnie Seibold, a NHPA official whose assessment screams with authority. Her son, Mark, is a two-time World champion, and husband Curly has been a long-time standout in the game. "Sue doesn't make any mistakes. I remember one World she threw 88 percent ringers—and finished second." Snyder's previous titles came in 1992, 1994, and 1995, with records of 14-1, 17-1 and 15-0 respectively.

"The heat was a major factor, but Sue didn't seem to let it bother her," said Amy Francis, who finished third with a 14-5, 77.34 record. "Sue is one of the game's best all-round pitchers and she works hard at the game."

"Beating Amy...that was a big win for me," said Snyder, of her 44-31 victory against Francis in Game 16. "It was in that game I found my shoe again. I felt I had lost something (in wins against Brenda Tawney and Connie J. Filley). But against Amy...I got it back." Snyder threw 82.6 percent (71 for 86) against Francis (66-for-86, 76.7).

"I'm going to have to check the scoresheets, but it seemed like very time I pitched, I went up against somebody who had one of their best games," lamented Francis, who had only one game under 70 percent ringers; that came in a 43-37 win against Delphos neighbor Carolyn Rice in Game Two.

In a 40-35 loss to Kemper, Francis hit 76.3 percent; the now-dethroned champion was at 77.6, her best game of the tournament.

Francis had 73.4 percent against Moisan's 84.4 in a 40-20 loss.

Snyder threw an 82.6 against Francis (76.7) in that 44-31 win.

While Francis fired in 78.2 percent ringers against former World champion Bev Nathe, the Minnesota pitcher hit 82.1 in a 41-31 victory.

In a 40-25 loss to Connie J. Filley, Francis had 76.6 Filley countered with 84.4

"Sue...she is so good. I got behind, but I started making some ringers," said Moisan, runner-up at 17-2, 80.42. "Getting 80 per cent...that was one of the things I wanted to do here."

"I don't think I let up...Sylvianne is very good," said Snyder.

Finishing fourth was Filley, who will enjoy home cooking in 2000, when the World tournament is held in her home state of North Dakota (at Bismarck). Filley was 14-5, 76.25; after a 1-1 start, Filley won eight in row and wasn't mathematically eliminated until she lost 43-37 to the ever-present Hall (eighth at 11-8, 73.81) who had wins against Moisan and Kemper to close out the tournament.

Ohioans Tina Tonnous (8-11, 66.44) and Carolyn Rice (3-16, 58.05) finished 14th and 18th, respectively.

**"This was fun. All the quality pitchers were here...this was one of the toughest fields ever."**

#### **A note of thanks:**

*Local newspaper, The Daily Advocate, is to be commended for their efforts in covering the 1999 World Tournament. We extend sincere appreciation to Don McDermott, Sports Editor, Mike Frank, Sports Writer and Jennifer Ernst, Advocate Photographer. Your stories and photographs will be of historical importance to the 1999 World Tournament in Greenville, OH.*



# And, the rest of the story...

by Billie Sue Pennington

## Senior Women

Teddy Guillotte of Sonora, California, averaged 76.60% and easily captured her fourth Senior Ladies Championship. This victory surpasses the previous record of three crowns, 1990, 1991, 1992, set by Marge Spray, FL. There was no Senior Ladies Division in '93 and '94. Guillotte won in 1995, 1997, 1998, and 1999.

In 1996, LaVerne Ewing, OR, went 5-1, 65.69%, to take home the title, while Teddy tried her luck in the Open Womens Division. "They sent me home early that year," Guillotte, who began pitching at age 60, said speaking of her 13th place finish in Class A-1. That wouldn't have happened in 1999! Her winning preliminary round performance of 78.83 % in Class B, Open Women would have placed her in 3rd place, of the 20 qualifiers for Women's Championship Class. "I'll have to admit, I wondered how I would have done up there after qualifying like that," Guillotte said, "but when I saw how long some of those games were, I knew my body couldn't take that—I'm old!"

In the 5th round of the 7-game championship class, Carrie Carpenter, from Bradenton, FL, grabbed the win when Guillotte pitched her lowest game, 67.2%. This 40-27 win, 74.1% game by Carpenter secured her second place finish. Marion Thomsen, NE, hit 26 for 36, 72.2% , to claim victory of Pricilla Hedges, KS, and place her 3rd, on percentage over veteran pitcher, Edi Holland of MN.

One has to wonder how long Teddy Guillotte will dominate the Senior Ladies Division. Perhaps as some former World Champions and top women pitchers become eligible their competitive spirit will be revived and they'll move in to challenge her. The imagined scene could be similar to that of Senior Men's Golf, where long time veterans like Nicklaus, Palmer and Irwin, continue age old rivalries.

## Senior Men

Ed Arionus, Seguin, TX (about 30 miles from San Antonio), reappeared this year and recaptured the Senior Division. His 9 wins and 2 losses finish was 2 wins more than defending champion, John Brown, OH could muster in the blistering triple digit heat and humidity of the 1999 Senior World Championship. Arionus, retired US Air Force pharmacist, commented shortly after the awards ceremony, "I'm sure glad I came now because I did better than expected. Recent shoulder surgery kept me from practicing like I usually do,"

The top two finishers knew it was going to be a hot battle when during game one, each of their opponents came out firing. Ken Pogue, MO, at 56 shoes, had Arionus down 38-28, but in the next 12 shoes, Ed mastered 9 solid ringers and 20 points for the 42-38 win. Two courts down, Brown had his hands full with another Texan, Bob Graham who at 50 shoes led the game 32-23. John Brown bowed his neck, refused to quit, and allowed Graham only 4 points during the final 22 shoes. And the race was on!

John Brown, on that first day of competition, won 4 consecutive games before faltering. John Knapp Sr., OH, surprised Brown with a 79.2 win in game 5. Still in shock, during game 6, Brown pitched John Bogardus, NY, to a 27-27 tie

at 44 shoes. Bogardus, stole the game when he became too hot to handle, landing 9 ringers out of the next 10 shoes. At the end of day one, Brown stood with 4 wins 2 losses.

Arionus, too, lost two of the first 6 games. Jim Riley from OH handed him a pink in game 2. And fellow Texan, Bob Graham, was victorious in the 6th game shoot out. Ed headed back to his air-conditioned room to regroup.

His 5-0 finish the following and final day, included a big win against defending champion, John Brown. John, the ultimate in sportsmanship, said, "I play the game to have a good time and pitch the best I can. Win or lose I still accomplish why I play the game."

## Girls

Shinglehouse, PA, can be proud of their newest celebrity, 14 year old, Shalee Sebastian. This soon to be high school freshman is the 1999 JR Girls World Horseshoe Pitching Champion. "Nobody really says my name properly, but that's ok" she commented in an interview after the awards ceremony. Her first name, pronounced shuh-lee, will be one long remembered in the horseshoe world if she's able to maintain her wonderful, carefree attitude.

She "never practices" because she thinks it's boring, likes competition because she thinks "it's fun", and appears totally worry free on the horseshoe court. When asked, "what do you think about to pitch ringers consistently", Shalee replied, "I just look at the pole and throw it without really thinking about it at all. My family says it just comes natural."

Pitching in her third World Tournament, Shalee experienced challenge only once during the 5 game championship finals. Third place finisher, Stacy Sanders, Columbus, OH, behind 24-3 at 18 shoes, went on a scoring rampage behind to reach 30 points. Sebastian had climbed to 35 and scored 6 points to close the game. Final score, 41-30.

Sebastian topped the division with 120 ringers out of 190 shoes for 63.2%. Tori Eaton, CT and Stacy Sanders, each had 3 wins and 2 losses, finishing 2nd and 3rd respectfully. Kelly Mallette, ON, Rebecca King, OK, and Charlene Hix, VA rounded out the finals.

## Boys

Excerpts from the *Daily Advocate*, Greenville, OH, Monday, July 26, 1999 by sports writer, Mike Frank.

Often the only thing harder than winning a title is defending it.

On Saturday evening, Branson Miller managed to overcome the pressure of a one-game playoff to claim his second straight World JR Boys crown in the World Horseshoe Pitching Championships at City Park in Greenville.

Miller, 18, of Middletown, VA, ended his junior career by winning the playoff match 40-13 over Chase Battle of Mount Ida, AR. The playoff became necessary when Miller and Battle ended the round-robin with 5-2 records. In the final set of matches, Miller lost 40-15 to David Bradley of Indiana, while Battle defeated Indiana's Jeremy Burgett 40-27.

After a short break, the playoff began with Battle taking a 13-5 lead. But Miller took over from there scoring 35 straight points to win the crown.

Miller, pitching in his 5th W.T., was obviously pleased



with the victory, but expressed some disappointment in his personal performance. He said that he just wasn't focused and "I didn't pitch like I should have". He's looking forward to moving into the men's division next year. Miller has already assumed adult roles acting as League Director and serving as Vice President in his home horseshoe club.

After the playoff with Miller, 14-year old, Battle said, "The pressure just got to me at the end."

What wasn't mentioned was the extreme pressure he had been through to create the playoff! Chase Battle is one tough young man! His performance in two of the most crowd-pleasing games of the 1999 World Tournament is best described by viewing the scoresheets.

Game 6	Chase Battle	Shoes	David Bradley
X 1	1	34	50
X -			X -
X -			52
X -			O X
X -			54
X -			O X
X -			56
X -			O X
X -			58
X -			O X
O X	3	37	60
O X	3	40	O X
			62
			X -
			64
			X -
	40	Score	34
	47	Ringers	46
	64	Shoes	

Game 7	Jeremy Burgett	Shoes	Chase Battle
O X	3	27	34
X X			X -
X -			36
- -			X X
X X			38
- -			O X
X X			40
- -			O O
X X			42
- -			X X
X X			44
- -			O O
X X			46
- -			X X
X X			48
- -			X X
X X			50
- -			X X
X X			52
- -			O X
X X			54
- -			X X
X X			56
- -			O X
X X			58
- -			O X
X X			60
- -			O O
X X			62
- -			X X
X X			64
- -			X 1
X X			66
- -			O X
			3
			40
	27	Score	40
	47	Ringers	50
	66	Shoes	66
	71.21	Percentage	75.76

## Elder Men

Frank Bohun, Erie, PA, claimed the Elders Division title for the 4th time since 1992. "Now you see why we call him 'Rawhide'? He's tough!" remarked a spectator witnessing his play off victory over Curly Seibold, IN.

The 76-shoe game began with Frank hitting 25 for 28, while Curly cross fired 23 twisting ringers. Score, 13-4. The bleachers began to fill as Bohun tossed a rare double miss and several singles. Seibold, grabbed the scoring opportunities and climbed to 24 points at 50 shoes. Bohun had 26. Suddenly Frank "woke up" and landed 18 of the next 20, reaching 39 points at 64 shoes. But "young Seibold, Sr." seasoned World Tournament competitor, proved he still had "it" by tossing 9 for 10, to score 4 more points before allowing Frank's final call of "3 ringers 3".

The Elders Champion's 82.4% finals average ranked 3rd high (behind Sue Snyder, 85.38 and Alan Francis, 83.36) in the 1999 World Tournament Championship Classes. His two "bad games" were higher than most pitchers only dream of achieving - 72.2% and 74.3. The later resulted in his only loss, 38-41, at the hand of Claude Shanahan, MI. Eight World Tournament records were broken and 2 were tied in the 5th game when Bohun and Jim Wiltse, MI, locked horns for a 98 shoe, 41-37 squeak out victory for Bohun.

## NHPA SANCTIONED THE NEW HI TEMP STAY ON-M (MODIFIED)



The original HI TEMP STAY ON shoe has been modified as follows:

- SHARPER POINTS**
- BETTER HOOKS**
- GREATER DEGREE OF ANGLE FOR SLIDES**
- LOWER HEAL CAULK**
- LESS PRICE**
- NEW GUARANTEE**

The new price is \$40.00/pr. in the Continental U.S. only with NO CHARGE FOR POSTAGE or HANDLING.

The new guarantee consists of mailing the broken shoe back to HiTemp Refractories along with a check, cash or money order for \$10.00 and HiTemp will replace with a new shoe of equal weight. This guarantee valid through HiTemp only and is valid as long as HiTemp manufactures the STAY ON-M shoe.

Order direct from either:

### HI TEMP REFRACTORIES CO., INC.

2250 N. Lark Dr., Fenton, MO 63026

314-677-2200 • 314-677-2201 • 314-376-5222

or from:

### Ed Domey (National Buyer for the NHPA)

P.O. Box 298, Sutton, MA 01590

508-865-9477

## WHY NOT GIVE IT A TRY?

Andrew J. Nave of Greenville S.C. won the championship class in the S.C. State Tournament using the Hi-Temp Stay-On. He had a ringer average of 75.6% and a high game of 82.4%. He was 7-0 to win the title!



# A World of Their Own

from the Appleton, WI Post Crescent



Nine members of the Combined Locks Horseshoe Club won trophies during the National Horseshoe Pitchers Association World Tournament July 19-31 in Greenville, Ohio.

There were 1,542 entries in the event, including 62 from Wisconsin and 10 from the Combined Locks club. CLHC members pitch at Kamps Kovered Kourts.

CLHC members claimed three first places, three seconds, two thirds, a fourth and a ninth.

Taking firsts were Cy Srenaski, who made 47.69% ringers in Women's Class G; Leroy Meyer (Elder Class I 37.67%) and Bill Matey (senior Men Class H 32.7%).

Second places were won by Jerry Kamps (Men's Q-1 Class 25.83%), Ken Wood (Men's T-2 Class 16%), and Phyllis Davids (Women's E-1 Class 52%).

Third place winners were Wally Srenaksi (Elder Division H Class 30.5%), Mer Sorensen (Elder C Class 57.65%), and Elaine Troullier (Women's D Class 54%).

Cliff Troullier claimed a ninth place finish.

## Snippets of Interest

### Reading the Tournament Results beginning on page 22

You may notice that in the printing of game by game results for the Championship Divisions, several last names or states are incomplete. This is the result of the statistical program being converted to a text file wherein only 14 spaces are devoted to the name/state. However, this conversion results in a much cleaner and easier to read format which the editor has elected to use over a copy of the original results computer printout.

### Tournament Photos

NHPA World Tournament photographer, Ernie Bowdell unhappily reports that the photographs taken on the last day of the Greenville tournament were ruined during the development process at the lab. This unfortunate incident was outside of Ernie's control and he as well as others, lost much valuable film. For this reason, *Newsline* has been delayed and we did

not receive photos of the Championship finalists (fortunately, class photos were available to duplicate). Also, many individual photo orders purchased by pitchers to be sent to them cannot be filled. Bowdell Photography regrets this incident and has tried to contact all those who ordered and paid for pictures on that last day of play. If you are one of them and have not yet heard from Ernie, he asks that you write him at P.O.Box 9041, Walled Lake, MI 48390.

### Vegas Tournament Doubtful

The annual Las Vegas Open Tournament held in recent years at the Hotel San Remo looks like a pass for this winter. Promoter Don Weaver has confirmed that the San Remo site is out as they were unable to put together a package competitive enough to lure 200+ pitchers to Las Vegas for five days in January. Don is trying to find an alternate site and there is some interest but there may not be enough time left to pull everything together.

### Seven Rules for Computer Security

#### Rule #1.

Don't buy a computer

#### Rule #2.

If you've bought a computer, don't turn it on.

#### Rule #3.

If you've already turned it on, don't connect it to the Internet.

#### Rule #4.

If you're already connected to the Internet, don't surf the web.

#### Rule #5.

If you're already surfing the web, don't download files and don't read email.

#### Rule #6.

If you're getting email, don't open attachments.

#### Rule #7.

Ignored the first six rules?

Your computer may be sick and need an anti-virus pill.



# 1999 WORLD HORSESHOE PITCHING CHAMPIONS

## OPEN MEN

CLASS	PITCHER	HOMETOWN	W-L	%
Champ	Alan Francis	Defiance, OH	19-0	83.36
A1	Alan Francis	Defiance, OH	15-2	85.29
A2	John Walters	Troy, OH	13-4	73.82
B1	Foster Kenton, Jr.	Hawthorne, NV	11-4	64.00
B2	Raymond Bedard	Attleboro, MA	15-2	61.18
C1	Charles Kilgore	Plattsburg, MO	13-2	55.50
C2	Leon Johnson	Keenes, IL	11.5-3.5	59.33
D1	Michael Byram	New Hope, AL	12-4	53.59
D2	Doug McConnell	So. Hutchinson, KS	13.5-2.5	53.13
D3	Tom King	Chillicothe, OH	13-3	50.51
E1	Tim Bayerl	Alexandria, MN	13-2	50.53
E2	Don Conklin	Boulder, CO	13-3	50.31
E3	Jim Hill	New Paris, OH	12-3	45.83
F1	David Rundell	Sherburne, NY	14-1	48.33
F2	Lloyd Johnson	Kenosha, WI	12.5-2.5	48.17
F3	Elmer Vogt	Elmwood, NE	12.5-2.5	49.00
G1	Ken Bowser	Rochester, PA	12-3	48.33
G2	Art Ullom	Ft. Wayne, IN	15-1	48.44
G3	Herschel Walters	Burbon, IN	14-1	47.67
H1	Hiram Chaffin	Round Lake, IL	12.5-2.5	44.67
H2	Stuart Simpa	Bismarck, ND	13-3	41.09
H3	John Vlcan	Fremont, NE	13-2	41.50
I1	Mike Neff	Bellflower, CA	13.5-1.5	44.33
I2	John Mullen	Coffeen, IL	10.5-4.5	31.17
I3	Wayne Huber	Mildmay, ON, CN	12.5-2.5	41.50
J1	Mike Kloster	New Hope, MN	13-2	37.50
J2	Doug Kurt	Waterloo, ON, CN	12-4	30.78
J3	Casey Sluys	Santa Rosa, CA	12.5-2.5	40.50
K1	David Lloyd	Carrboro, NC	12-3	36.67
K2	Dan Page	Gospport, IN	12-2	32.68
K3	Chuck Ketterer	Villa Hills, KY	12.5-3.5	34.69
L1	Larry Hall	Greenville, OH	13-2	39.00
L2	Thomas Taylor	Knightstown, IN	12-3	39.00
L3	Owen Salmon	Seymour, IN	12-3	36.67
M1	Bob Fritz	Watertown, WI	13-2	33.33
M2	Jim Premer	Lincoln, FL	13-2	29.83
M3	Clarence Westbay	Mexico, MO	12-3	37.00
N1	Harold Harget	Newark, DE	14-2	40.31
N2	Butch Maisel	Hunlock Creek, PA	13-2	34.67
N3	Michael Yonko	Chesapeake City, MD	12.5-2.5	33.50
O1	Joseph Bisco	Bridgewater, NJ	13-2	33.67
O2	Ken Davison	Menomonee Falls, WI	12-3	32.17
O3	Dean Schmitz	Mount Clemens, MI	12-4	37.19
P1	Lowell Wiggins	Kokomo, IN	12.5-2.5	33.17
P2	Craig C Schadler	Marcellus, NY	14-1	38.83
P3	Larry Seaman	Mt. Morris, NY	13-2	25.00
Q1	Randy Liette	Greenville, OH	13-2	29.67
Q2	Harold Garner	Melrose, IA	13-2	32.50
Q3	Mauno Backa, Fitzroy	Harbour, ON, CN	11.5-3.5	22.83
R1	Alfred Kaisershot	Normal, IL	13-2	19.83
R2	Alan Jones	Tower Hill, IL	13.5-1.5	28.00
R3	Stephen R. Burger	Pike, NY	13-3	27.34
S1	Brady Craven	Liberty, MO	14-1	28.83
S2	Inge Byrkjeland	NORWAY	15-0	23.83
S3	Jerry Brode	Vineland, NJ	13-2	23.00
T1	Steven Spears	Brocton, NY	12-4	20.16
T2	Guy Rider	Karns City, PA	13-2	13.50
T3	Jim Eldred	Mill Hall, PA	13.5-1.5	19.00

## WOMEN

Champ	Pitcher	Hometown	W-L	%
A	Sue Snyder	Madisonville, KY	18-1	84.52
B	Teddy Guillotte	Sonora, CA	13-2	78.83
C	Sue Helene	Webster, WI	11.5-3.5	60.67
D	Charlotte Renick	Illinois	12-3	62.17
E	Bernie Blaney	Hilham, TN	13-2	52.00
F	Lucille Leis	Wqallenstein, ON, CN	12.5-2.5	54.00
G	Cyrena Srenaski	Green Bay, WI	10-3	47.69
H	Teresa Donar	Cuba City, WI	13-2	46.33
I	June Yohn	Princeton, IL	13-2	35.67
J	Susan Elliott	New Concord, OH	13-2	45.17
K	Beth Smith	Corning, OH	13-2	40.50
M	Deb Caprella	Lima, OH	13-0	25.38

## ELDERS

Champ	Pitcher	Hometown	W-L	%
A	Bob Logan	Kouts, IN	13.5-1.5	79.50
B	Charles Pringle	Lawrence, KS	14.5-1.5	67.50
C	Ed Kowatch	Culver, IN	13-4	59.56
D	William P. Tobin	Brooksville, FL	11-4	50.67
E	Ronald Craven	Albany, MO	13-2	56.33
F	Clarence Bowland	Kokomo, IN	15-0	49.67
G	Fred Martin	Lawton, MI	15-0	44.17
H	Earl Smith	Santa Rosa, CA	13-3	27.19
I	Leroy Meyer	Appleton, WI	13-2	37.67

## JUNIOR MIXED

Champ	Pitcher	Hometown	W-L	%
A	Branson Miller	Middletown, VA	16-1	74.85
B	Wesley Kemper	Pleasureville, KY	16.5-0.5	57.65
C	Kelly Mallette	Ontario, CN	11.5-1.5	43.46
D	Garret Gjesdal	Cooperstown, ND	11.5-2.5	27.14
E	Jason Fisher	Lewisburg, OH	13-0	21.73

## JUNIORS (Boys & Girls)

Champ	Pitcher	Hometown	W-L	%
Champ	Branson Miller	Middletown, VA	6-2	71.71
Champ	Shalee Sebastian	Shinglehouse, PA	5-0	63.16

## SENIOR LADIES

Champ	Pitcher	Hometown	W-L	%
Champ	Teddy Guillotte	Sonora, CA	6-1	76.60

## SENIOR MEN

Champ	Pitcher	Hometown	W-L	%
A	Ed Arionus	Seguin, TX	9-2	67.33
B	Robert Garber, Jr	West Manchester, OH	11.5-3.5	63.67
C	Darle Esh	Milroy, PA	12-3	56.00
D	Jim Harris	Scottsboro, AL	12.5-2.5	53.33
E	Harold Gaston	Sperry, OK	12-3	47.17
F	Charles Phipps	Grimes, IA	12-3	41.67
G	Leonard Platero	Newcomb, NM	12-3	43.17
H	Ollie Covington	Georgetown, KY	12-3	40.00
I	Bill Matey	Appleton, WI	11.5-3.5	32.17
J	Warren Williams	Reno, NV	12-3	33.67
K	Fred Lavett	Seaside, CA	13-3	28.44
L	Don Chamberlain	Lyndonville, VT	13-0	34.81
L	Howard Simplican	Nagley, OH	14-1	15.67

*Congratulations to you all!*



# SPECIAL EVENTS **CALENDAR**

## SEPTEMBER 1999

### 11-12 Dick Shepard Memorial Jackpot Tournament—

Lakeville, MA. Entry fee \$30, pre-register by Sept. 1. Mixed classes. \$2,100 in cash prizes based on 72 entries. Could be more due to fundraisers. Entrants must have pitched in five (5) NHPA sanctioned tournaments in 1999 calendar year to enter. Make check payable to: Loon Pond H.C. Mail to: Debby Michaud, T.D., 379 Hodges St., Taunton, MA 02780-2057

### 18-19 4th Annual Try-Co Horseshoe Pro-Am for Hospice—

Adamsville, OH. A benefit fundraiser for Geneses Hospice of Zanesville. Will match a top pro pitcher with an amateur (under 50%) player. Amateurs selected by 50 shoe qualifiers, Pro pitchers by invitation only. Play at Sarbaugh Indoor Courts. Pro-Am Tournament and Dinner on Saturday. Breakfast and RR Doubles play on Sunday. \$1,000+ prize money. Contact Fuzzy & Bev Hittle, 740-796-6401 or Charlie and Kathy Elliott 740-826-4734.

## OCTOBER 1999

### 12-17 Mesquite Canyon Lands Bi-annual—

Mesquite, NV. 24 courts at the Mesquite Star Hotel & Casino. Call 888-411-3729 for special \$25 per night horseshoe rate. Pitch two days. Two 12 player groups per class of 24. Classes may be mixed and handicapped if class percentage spread over 8%. Pay ten positions per class of 24. \$1,500 prize money per class. Pre-register by Sept. 10. Entry fee checks of \$60 payable to DGR Horseshoes, P.O. Box 1930, Mesquite, NV 89024.


## NOVEMBER 1999

### 6-7 Music City Team Tournament—

Joelton, TN at the Jack Freeman Indoor Courts. Three pitchers per team, maximum 24 teams, mixed play, no juniors. NatStat team average as of 9/1/99 shall not exceed 215. Entry fee \$105 per team must be received by Sept. 15. Send team entry and fees to Mary Bastian, 3730 Old Charlotte Pike, Franklin, TN 37069-4791. 615-794-5620, Fax 615-591-0833.

### *Promote your special event here.*

If your tournament is set apart from the usual, to benefit charity, raise funds or has in excess of \$1,000 prize money, mail details to the *Newsline* Editor at least 90 days in advance.



**G**  
**GORDON**  
**HORSESHOES**

To purchase shoes

ORDER BY PHONE :

800-733-2039 888-321-7200



OR

SEND YOUR CHECK or MONEY ORDER TO :

Gordon Horseshoes  
c/o Queen City Forging  
233 Tennyson St., Cincinnati, Ohio 45226  
Our web site at <http://www.qcforge.com>

OR

contact NHPA Game Related Sales

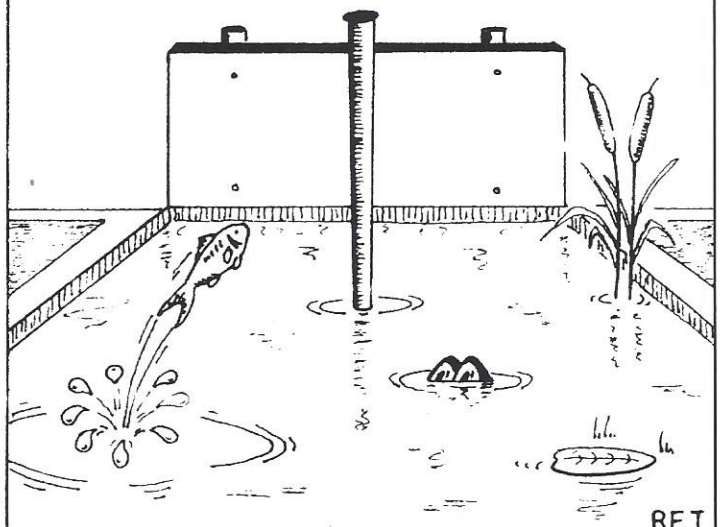
IF YOU DIDN'T WIN THE BIG HORSESHOE GAME, ALL YOU NEED IS A GOOD...

**EXCUSE**

I THINK I COULD HAVE WON, IF THE CLAY HADN'T BEEN SO WET!



... BUT WE ALL KNOW THAT CLAY WAS IN GOOD SHAPE!



RET



## NHPA Income and Expenditures June/July 1999

### INCOME

Membership Dues . . . . .	\$31,249
Newsline Subscriptions . . . . .	3,181
World Tournament Entry Fees . . . . .	835
Misc Patch Sales and Income . . . . .	110
Bank Checking & Affinity Card Interest . . . . .	2,760
<b>Total Income . . . . .</b>	<b>\$ 38,135</b>

### EXPENDITURES

Newsline Printing and Mailing . . . . .	\$ 4,122
Newsline Editor Allowance . . . . .	602
Sanctioned League Director Allowance . . . . .	452
W.T. Cash, Patches, Trophy & Trust Awards . . . . .	157,321
W.T. Admin, Printing & Supplies . . . . .	27,683
W.T. Refunds . . . . .	2,150
Hall of Fame Admin, Awards & Supplies . . . . .	600
Regional Directors Allowance . . . . .	317
Equipment Purchases, Rental, Repair . . . . .	2,474
NHPA Office Printing and Supplies . . . . .	755
NHPA Postage . . . . .	309
NHPA Officers Phone . . . . .	651
NHPA Officers Travel . . . . .	255
Secretary/Treasurer Allowance . . . . .	3,007
President's Allowance . . . . .	902
Vice President's Allowance . . . . .	2,292
Publicity & Promotion . . . . .	458
Professional Fees, Accounting & Legal . . . . .	4,175
Insurance . . . . .	58
Direct & Indirect Donations to NHPF . . . . .	100
NatStats Administration . . . . .	1,016
Misc. Bank Charges, Refunds & Fees . . . . .	200
<b>Total Expenses . . . . .</b>	<b>\$209,899</b>

### Stay Informed— Keep Subscription Current

Don't let your *Newsline* subscription lapse. Check the expiration date on the mailing label. If it is 10/01/99, this is your last issue and you should mail a renewal now.

### NHPA Newsline Subscription Renewal Form

Name \_\_\_\_\_

Address \_\_\_\_\_

City/State/Zip \_\_\_\_\_

Phone \_\_\_\_\_

New Subscriber  Renewal

Subscription price for one, two, three years is  
\$12.00, \$22.00, \$30.00 for mailing in the U.S.  
Canada is \$20.00, \$38.00 or \$54.00

Make checks payable and mail with form to:


**NHPA Secretary/Treasurer  
3085 76th Street, Franksville, WI 53126**

If you have missed an issue, limited copies of most back issues are available for \$3.00. Send all back copy requests with payment to *Newsline* Editor, 140 Sierra Blanca Ct., Grass Valley, CA 95945

## THE HORSESHOE PITCHER'S COMPANION

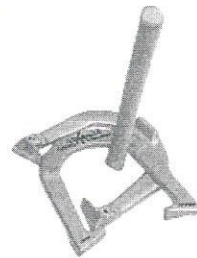
FEATURES: Pat. No. 4,399,614

1. Calipers for measuring close points.
2. File to remove burrs from shoes.
3. A 6" notch for measuring legal points.
4. Straight edge for measuring ringers.
5. Scraper for removing dirt, mud, etc.
6. Just the right size for back pockets.
7. NHPA approved.



**\$9.95**  
(2 or more:  
\$9.00 each)

Send to: Horseshoe Pitcher's Companion  
2058 Woods Circle, Barnhart, MO 63012  
(Add \$1.50 for postage and handling.)



## Ted Allen Horseshoes

Since 1938

**Designed and pitched by the  
only 10 Time World Champion and  
record holder of 36 Consecutive  
Doubles (72 ringers)**

DEAD SOFT      MEDIUM SOFT      MEDIUM HARD

Various Weights & Colors

2 Year Guarantee against breakage

### Ted Allen Horseshoes, Inc.


13299 E. County Line Rd., Longmont, CO

80501-9797

**1-800-883-2129**







# MENS DIVISION CHAMPIONSHIP CLASS

## Alan Francis

Pos.	Name	State	EntAv	W	L	R	SP	%
1.	Alan Francis	OH	85.29	19	0	952	1142	83.36
2.	Art Tyson	NY	80.29	15	4	939	1180	79.58
3.	Brian Simmons	NH	83.53	14	5	967	1228	78.75
4.	Dale Lipovsky	MN	72.79	13	6	952	1244	76.53
5.	Paul LaCrosse	CO	73.97	13	6	848	1138	74.52
6.	Tommy Gann	NC	74.71	13	6	849	1150	73.83
7.	Walter Ray Williams Jr	FL	78.82	13	6	848	1160	73.10
8.	Tom Westbrook	SC	71.03	11	8	908	1234	73.58
9.	John Walters	OH	73.82	10	9	820	1184	69.26
10.	Doug Kienia	ME	73.38	10	9	725	1060	68.40
11.	Jim Cooper	OH	66.62	9	10	781	1152	67.80
12.	Jerry Black	ND	72.35	8	11	773	1122	68.89
13.	Rich Pintor	CO	70.15	8	11	801	1172	68.34
14.	Coke Bowker	TX	66.83	7	12	651	976	66.70
15.	Mark Seibold	IN	71.18	6	13	792	1164	68.04
16.	John Kapnis	MA	71.47	6	13	776	1148	67.60
17.	Rick Cale	WV	70.00	5	14	630	1006	62.62
18.	Robert G Hayes	NY	67.50	4	15	662	1038	63.78
19.	Steve Hohl	ON	69.71	3	16	659	1044	63.12
20.	Kurt Von Kleist	PA	69.26	3	16	592	950	62.32

### MEN'S DIVISION—CHAMPIONSHIP CLASS 1999 WORLD

#### 1. Alan Francis—OH

OPPONENT	SCORE	R	SP	%
1. Jim Cooper-OH	40/19	43	54	79.6
2. Coke Bowker-TX	41/4	55	60	91.7
3. Robert G Hayes	42/10	34	38	89.5
4. Kurt Von Kleis	41/17	39	48	81.3
5. Steve Hohl-ON	40/13	40	46	87.0
6. Rick Cale-WV	40/5	31	36	86.1
7. Rich Pintor-CO	41/30	48	64	75.0
8. Tom Westbrook-	40/12	48	54	88.9
9. Mark Seibold-I	40/34	49	62	79.0
10. John Kapnis-MA	40/24	46	58	79.3
11. Jerry Black-ND	44/6	62	66	93.9
12. Dale Lipovsky-	41/12	53	60	88.3
13. Doug Kienia-ME	40/15	50	56	89.3
14. John Walters-O	42/37	64	86	74.4
15. Paul LaCrosse-	40/33	58	74	78.4
16. Tommy Gann-NC	44/12	48	58	82.8
17. Walter Ray Wil	42/18	61	74	82.4
18. Art Tyson-NY	40/32	74	88	84.1
19. Brian Simmons-	42/30	49	60	81.7

#### 1. Art Tyson—NY

OPPONENT	SCORE	R	SP	%
1. Robert G Hayes	42/33	68	84	81.0
2. Mark Seibold-I	39/41	48	66	72.7
3. Jim Cooper-OH	32/41	51	68	75.0
4. Coke Bowker-TX	42/12	36	44	81.8
5. Dale Lipovsky-	41/26	60	74	81.1
6. Kurt Von Kleis	42/16	36	42	85.7
7. Rick Cale-WV	41/17	46	60	76.7
8. Steve Hohl-ON	42/22	57	70	81.4
9. Rich Pintor-CO	42/17	42	50	84.0
10. Tom Westbrook-	41/34	68	84	81.0
11. John Kapnis-MA	41/21	45	58	77.6
12. Jerry Black-ND	45/11	33	42	78.6
13. Paul LaCrosse-	44/17	39	50	78.0
14. Tommy Gann-NC	40/28	62	76	81.6
15. Doug Kienia-ME	42/15	38	50	76.0
16. John Walters-O	41/10	29	36	80.6
17. Brian Simmons-	29/40	72	90	80.0
18. Alan Francis-O	32/40	71	88	80.7
19. Walter Ray Wil	40/20	38	48	79.2

W-19 L-0 780 952 1142 83.4

W-15 L-4 758 939 1180 79.6



**3.Brian Simmons-NH**

OPPONENT	SCORE	R	SP	%
1.Coke Bowker-TX	40/24	36	48	75.0
2.Jim Cooper-OH	39/42	46	70	65.7
3.Kurt Von Kleis	40/23	44	56	78.6
4.Robert G Hayes	41/ 3	29	32	90.6
5.Rich Pintor-CO	37/42	46	68	67.6
6.Steve Hohl-ON	42/23	48	62	77.4
7.Mark Seibold-I	41/22	48	58	82.8
8.Dale Lipovsky-	38/41	62	82	75.6
9.Tom Westbrook-	40/21	46	58	79.3
10.Rick Cale-WV	40/11	45	52	86.5
11.Doug Kienia-ME	40/28	53	66	80.3
12.John Walters-O	43/12	57	66	86.4
13.John Kapnis-MA	17/40	47	66	71.2
14.Jerry Black-ND	40/26	49	64	76.6
15.Tommy Gann-NC	40/15	38	46	82.6
16.Paul LaCrosse-	42/36	88	108	81.5
17.Art Tyson-NY	40/29	76	90	84.4
18.Walter Ray Wil	45/18	64	76	84.2
19.Alan Francis-O	30/42	45	60	75.0

W-14 L-5 735 967 1228 78.7

**5.Paul LaCrosse-CO**

1.Rick Cale-WV	45/10	33	42	78.6
2.Steve Hohl-ON	40/27	26	36	72.2
3.Dale Lipovsky-	34/40	55	72	76.4
4.Tom Westbrook-	42/33	45	60	75.0
5.John Kapnis-MA	41/19	44	56	78.6
6.Mark Seibold-I	42/13	47	60	78.3
7.Robert G Hayes	40/10	40	54	74.1
8.Kurt Von Kleis	40/16	36	46	78.3
9.Coke Bowker-TX	26/42	62	80	77.5
10.Rich Pintor-CO	45/34	56	76	73.7
11.John Walters-O	41/34	48	66	72.7
12.Jim Cooper-OH	41/14	33	42	78.6
13.Art Tyson-NY	17/44	30	50	60.0
14.Walter Ray Wil	40/36	44	66	66.7
15.Alan Francis-O	33/40	55	74	74.3
16.Brian Simmons-	36/42	86	108	79.6
17.Jerry Black-ND	41/13	35	42	83.3
18.Doug Kienia-ME	45/26	43	58	74.1
19.Tommy Gann-NC	11/42	30	50	60.0

W-13 L-6 700 848 1138 74.5

**7.Walter Ray Williams Jr-FL**

1.Kurt Von Kleis	41/33	55	76	72.4
2.Jerry Black-ND	42/25	41	58	70.7
3.Coke Bowker-TX	42/12	37	46	80.4
4.Jim Cooper-OH	40/30	55	72	76.4
5.Mark Seibold-I	41/18	47	62	75.8
6.Rich Pintor-CO	42/32	41	60	68.3
7.Dale Lipovsky-	31/42	55	72	76.4
8.Rick Cale-WV	41/ 7	20	26	76.9
9.John Kapnis-MA	42/24	47	64	73.4
10.Robert G Hayes	40/16	29	38	76.3
11.Steve Hohl-ON	40/33	68	90	75.6
12.Tom Westbrook-	30/42	39	58	67.2
13.Tommy Gann-NC	40/30	55	68	80.9
14.Paul LaCrosse-	36/40	44	66	66.7
15.John Walters-O	43/21	34	46	73.9
16.Doug Kienia-ME	41/19	42	60	70.0
17.Alan Francis-O	18/42	53	74	71.6
18.Brian Simmons-	18/45	55	76	72.4
19.Art Tyson-NY	20/40	31	48	64.6

W-13 L-6 688 848 1160 73.1

**4.Dale Lipovsky-MN**

OPPONENT	SCORE	R	SP	%
1.Mark Seibold-I	37/42	51	68	75.0
2.Robert G Hayes	43/22	38	50	76.0
3.Paul LaCrosse-	40/34	57	72	79.2
4.Steve Hohl-ON	42/ 7	44	50	88.0
5.Art Tyson-NY	26/41	55	74	74.3
6.Coke Bowker-TX	41/13	42	50	84.0
7.Walter Ray Wil	42/31	59	72	81.9
8.Brian Simmons-	41/38	62	82	75.6
9.Rick Cale-WV	42/39	58	80	72.5
10.Jim Cooper-OH	42/14	59	70	84.3
11.Kurt Von Kleis	40/ 4	30	34	88.2
12.Alan Francis-O	12/41	44	60	73.3
13.John Walters-O	42/31	48	66	72.7
14.Doug Kienia-ME	34/40	45	64	70.3
15.Rich Pintor-CO	41/32	46	66	69.7
16.Tom Westbrook-	30/41	72	92	78.3
17.Tommy Gann-NC	37/40	43	62	69.4
18.John Kapnis-MA	40/37	61	84	72.6
19.Jerry Black-ND	40/22	38	48	79.2

W-13 L-6 712 952 1244 76.5

**6.Tommy Gann-NC**

1.Steve Hohl-ON	40/24	37	54	68.5
2.Kurt Von Kleis	41/21	58	76	76.3
3.Jerry Black-ND	43/26	47	64	73.4
4.Rich Pintor-CO	45/25	57	72	79.2
5.Jim Cooper-OH	40/29	58	72	80.6
6.Tom Westbrook-	31/42	36	60	60.0
7.John Kapnis-MA	40/17	40	52	76.9
8.Coke Bowker-TX	25/42	42	60	70.0
9.Robert G Hayes	45/27	46	60	76.7
10.Mark Seibold-I	41/30	60	82	73.2
11.Rick Cale-WV	42/ 7	33	40	82.5
12.Doug Kienia-ME	40/ 8	34	44	77.3
13.Walter Ray Wil	30/40	52	68	76.5
14.Art Tyson-NY	28/40	59	76	77.6
15.Brian Simmons-	15/40	29	46	63.0
16.Alan Francis-O	12/44	37	58	63.8
17.Dale Lipovsky-	40/37	43	62	69.4
18.John Walters-O	41/19	41	54	75.9
19.Paul LaCrosse-	42/11	40	50	80.0

W-13 L-6 681 849 1150 73.8

**8.Tom Westbrook-SC**

1.Doug Kienia-ME	39/45	61	86	70.9
2.John Kapnis-MA	41/22	54	66	81.8
3.John Walters-O	32/41	71	92	77.2
4.Paul LaCrosse-	33/42	40	60	66.7
5.Kurt Von Kleis	40/ 6	28	32	87.5
6.Tommy Gann-NC	42/31	40	60	66.7
7.Coke Bowker-TX	21/41	25	44	56.8
8.Alan Francis-O	12/40	39	54	72.2
9.Brian Simmons-	21/40	39	58	67.2
10.Art Tyson-NY	34/41	65	84	77.4
11.Jim Cooper-OH	35/41	67	92	72.8
12.Walter Ray Wil	42/30	43	58	74.1
13.Jerry Black-ND	41/30	68	86	79.1
14.Mark Seibold-I	41/21	37	52	71.2
15.Robert G Hayes	42/39	43	68	63.2
16.Dale Lipovsky-	41/30	74	92	80.4
17.Steve Hohl-ON	44/11	28	38	73.7
18.Rick Cale-WV	40/15	34	46	73.9
19.Rich Pintor-CO	41/23	52	66	78.8

W-11 L-8 682 908 1234 73.6



**9. John Walters-OH**

OPPONENT	SCORE	R	SP	%
1. Rich Pintor-CO	41/25	53	66	80.3
2. Rick Cale-WV	42/39	43	74	58.1
3. Tom Westbrook-	41/32	73	92	79.3
4. Mark Seibold-I	40/29	48	70	68.6
5. Robert G Hayes	40/31	42	62	67.7
6. Jim Cooper-OH	25/42	36	56	64.3
7. Steve Hohl-ON	42/ 4	26	32	81.3
8. Jerry Black-ND	40/36	43	64	67.2
9. Kurt Von Kleis	41/32	42	60	70.0
10. Coke Bowker-TX	40/26	35	50	70.0
11. Paul LaCrosse-	34/41	47	66	71.2
12. Brian Simmons-	12/43	48	66	72.7
13. Dale Lipovsky-	31/42	44	66	66.7
14. Alan Francis-O	37/42	62	86	72.1
15. Walter Ray Wil	21/43	26	46	56.5
16. Art Tyson-NY	10/41	19	36	52.8
17. John Kapnis-MA	39/40	58	78	74.4
18. Tommy Gann-NC	19/41	33	54	61.1
19. Doug Kienia-ME	41/29	42	60	70.0
W-10 L-9	636	820	1184	69.3

**10. Doug Kienia-ME**

OPPONENT	SCORE	R	SP	%
1. Tom Westbrook-	45/39	64	86	74.4
2. Rich Pintor-CO	40/17	35	46	76.1
3. Rick Cale-WV	40/37	45	62	72.6
4. Jerry Black-ND	27/40	38	56	67.9
5. Coke Bowker-TX	42/25	24	38	63.2
6. John Kapnis-MA	42/24	47	58	81.0
7. Jim Cooper-OH	36/40	33	58	56.9
8. Robert G Hayes	41/27	46	64	71.9
9. Steve Hohl-ON	40/30	38	60	63.3
10. Kurt Von Kleis	40/10	19	28	67.9
11. Brian Simmons-	28/40	48	66	72.7
12. Tommy Gann-NC	8/40	24	44	54.5
13. Alan Francis-O	15/40	42	56	75.0
14. Dale Lipovsky-	40/34	47	64	73.4
15. Art Tyson-NY	15/42	30	50	60.0
16. Walter Ray Wil	19/41	37	60	61.7
17. Mark Seibold-I	41/12	35	46	76.1
18. Paul LaCrosse-	26/45	36	58	62.1
19. John Walters-O	29/41	37	60	61.7
W-10 L-9	614	725	1060	68.4

**11. Jim Cooper-OH**

1. Alan Francis-OH	19/40	35	54	64.8
2. Brian Simmons-	42/39	47	70	67.1
3. Art Tyson-NY	41/32	54	68	79.4
4. Walter Ray Wil	30/40	52	72	72.2
5. Tommy Gann-NC	29/40	53	72	73.6
6. John Walters-O	42/25	40	56	71.4
7. Doug Kienia-ME	40/36	35	58	60.3
8. John Kapnis-MA	41/18	25	38	65.8
9. Jerry Black-ND	32/42	62	84	73.8
10. Dale Lipovsky-	14/42	50	70	71.4
11. Tom Westbrook-	41/35	70	92	76.1
12. Paul LaCrosse-	14/41	24	42	57.1
13. Mark Seibold-I	41/19	32	44	72.7
14. Rich Pintor-CO	33/41	38	64	59.4
15. Rick Cale-WV	12/40	13	32	40.6
16. Steve Hohl-ON	40/33	32	54	59.3
17. Kurt Von Kleis	20/40	37	56	66.1
18. Robert G Hayes	40/38	37	60	61.7
19. Coke Bowker-TX	37/40	45	66	68.2
W-9 L-10	608	781	1152	67.8

**12. Jerry Black-ND**

1. John Kapnis-MA	42/17	42	56	75.0
2. Walter Ray Wil	25/42	37	58	63.8
3. Tommy Gann-NC	26/43	41	64	64.1
4. Doug Kienia-ME	40/27	43	56	76.8
5. Rick Cale-WV	32/41	33	58	56.9
6. Robert G Hayes	22/44	25	44	56.8
7. Kurt Von Kleis	40/24	25	42	59.5
8. John Walters-O	36/40	42	64	65.6
9. Jim Cooper-OH	42/32	66	84	78.6
10. Steve Hohl-ON	40/33	40	62	64.5
11. Alan Francis-O	6/44	50	66	75.8
12. Art Tyson-NY	11/45	22	42	52.4
13. Tom Westbrook-	30/41	65	86	75.6
14. Brian Simmons-	26/40	45	64	70.3
15. Coke Bowker-TX	40/29	27	40	67.5
16. Rich Pintor-CO	40/31	51	66	77.3
17. Paul LaCrosse-	13/41	26	42	61.9
18. Mark Seibold-I	40/35	61	80	76.3
19. Dale Lipovsky-	22/40	32	48	66.7
W-8 L-11	573	773	1122	68.9

**13. Rich Pintor-CO**

1. John Walters-O	25/41	47	66	71.2
2. Doug Kienia-ME	17/40	27	46	58.7
3. John Kapnis-MA	42/39	51	74	68.9
4. Tommy Gann-NC	25/45	50	72	69.4
5. Brian Simmons-	42/37	48	68	70.6
6. Walter Ray Wil	32/42	38	60	63.3
7. Alan Francis-O	30/41	44	64	68.8
8. Mark Seibold-I	40/39	52	76	68.4
9. Art Tyson-NY	17/42	33	50	66.0
10. Paul LaCrosse-	34/45	52	76	68.4
11. Robert G Hayes	40/26	39	54	72.2
12. Coke Bowker-TX	41/23	36	50	72.0
13. Kurt Von Kleis	40/11	29	38	76.3
14. Jim Cooper-OH	41/33	40	64	62.5
15. Dale Lipovsky-	32/41	42	66	63.6
16. Jerry Black-ND	31/40	47	66	71.2
17. Rick Cale-WV	42/23	41	54	75.9
18. Steve Hohl-ON	32/42	39	62	62.9
19. Tom Westbrook-	23/41	46	66	69.7
W-8 L-11	626	801	1172	68.3

**14. Coke Bowker-TX**

1. Brian Simmons-	24/40	30	48	62.5
2. Alan Francis-O	4/41	43	60	71.7
3. Walter Ray Wil	12/42	28	46	60.9
4. Art Tyson-NY	12/42	27	44	61.4
5. Doug Kienia-ME	25/42	19	38	50.0
6. Dale Lipovsky-	13/41	33	50	66.0
7. Tom Westbrook-	41/21	31	44	70.5
8. Tommy Gann-NC	42/25	47	60	78.3
9. Paul LaCrosse-	42/26	67	80	83.8
10. John Walters-O	26/40	31	50	62.0
11. Mark Seibold-I	25/41	34	54	63.0
12. Rich Pintor-CO	23/41	30	50	60.0
13. Rick Cale-WV	36/41	31	50	62.0
14. Steve Hohl-ON	40/32	33	54	61.1
15. Jerry Black-ND	29/40	23	40	57.5
16. John Kapnis-MA	42/ 9	30	42	71.4
17. Robert G Hayes	41/23	46	60	76.7
18. Kurt Von Kleis	28/40	21	40	52.5
19. Jim Cooper-OH	40/37	47	66	71.2
W-7 L-12	545	651	976	66.7



**15. Mark Seibold-IN**

OPPONENT	SCORE	R	SP	%
1. Dale Lipovsky-MN	42/37	53	68	77.9
2. Art Tyson-NY	41/39	49	66	74.2
3. Steve Hohl-ON	29/40	34	56	60.7
4. John Walters-O	29/40	46	70	65.7
5. Walter Ray Wil	18/41	41	62	66.1
6. Paul LaCrosse-CO	13/42	39	60	65.0
7. Brian Simmons-NH	22/41	42	58	72.4
8. Rich Pintor-CO	39/40	53	76	69.7
9. Alan Francis-O	34/40	47	62	75.8
10. Tommy Gann-NC	30/41	56	82	68.3
11. Coke Bowker-TX	41/25	40	54	74.1
12. Rick Cale-WV	41/25	39	60	65.0
13. Jim Cooper-OH	19/41	25	44	56.8
14. Tom Westbrook-SC	21/41	32	52	61.5
15. Kurt Von Kleis-PA	40/30	50	68	73.5
16. Robert G Hayes-NY	40/31	39	60	65.0
17. Doug Kienia-ME	12/41	26	46	56.5
18. Jerry Black-ND	35/40	60	80	75.0
19. John Kapnis-MA	13/42	21	40	52.5

W-6 L-13 559 792 1164 68.0

**17. Rick Cale-WV**

1. Paul LaCrosse-CO	10/45	22	42	52.4
2. John Walters-OH	39/42	43	74	58.1
3. Doug Kienia-ME	37/40	43	62	69.4
4. John Kapnis-MA	19/41	40	66	60.6
5. Jerry Black-ND	41/32	36	58	62.1
6. Alan Francis-OH	5/40	19	36	52.8
7. Art Tyson-NY	17/41	39	60	65.0
8. Walter Ray Williams Jr.-FL	7/41	9	26	34.6
9. Dale Lipovsky-MN	39/42	56	80	70.0
10. Brian Simmons-NH	11/40	35	52	67.3
11. Tommy Gann-NC	7/42	22	40	55.0
12. Mark Seibold-I	25/41	34	60	56.7
13. Coke Bowker-TX	41/36	33	50	66.0
14. Robert G Hayes	40/23	27	40	67.5
15. Jim Cooper-OH	40/12	22	32	68.8
16. Kurt Von Kleis	24/44	36	58	62.1
17. Rich Pintor-CO	23/42	35	54	64.8
18. Tom Westbrook-SC	15/40	26	46	56.5
19. Steve Hohl-ON	42/23	53	70	75.7

W-5 L-14 482 630 1006 62.6

**19. Steve Hohl-ON**

1. Tommy Gann-NC	24/40	32	54	59.3
2. Paul LaCrosse-	27/40	22	36	61.1
3. Mark Seibold-I	40/29	37	56	66.1
4. Dale Lipovsky-	7/42	33	50	66.0
5. Alan Francis-O	13/40	31	46	67.4
6. Brian Simmons-	23/42	41	62	66.1
7. John Walters-O	4/42	14	32	43.8
8. Art Tyson-NY	22/42	50	70	71.4
9. Doug Kienia-ME	30/40	35	60	58.3
10. Jerry Black-ND	33/40	37	62	59.7
11. Walter Ray Wil	33/40	65	90	72.2
12. Kurt Von Kleis	42/14	26	38	68.4
13. Robert G Hayes	19/40	25	42	59.5
14. Coke Bowker-TX	32/40	32	54	59.3
15. John Kapnis-MA	35/42	41	68	60.3
16. Jim Cooper-OH	33/40	30	54	55.6
17. Tom Westbrook-	11/44	18	38	47.4
18. Rich Pintor-CO	42/32	43	62	69.4
19. Rick Cale-WV	23/42	47	70	67.1

W-3 L-16 493 659 1044 63.1

**16. John Kapnis-MA**

OPPONENT	SCORE	R	SP	%
1. Jerry Black-ND	17/42	35	56	62.5
2. Tom Westbrook-SC	22/41	48	66	72.7
3. Rich Pintor-CO	39/42	51	74	68.9
4. Rick Cale-WV	41/19	47	66	71.2
5. Paul LaCrosse-CO	19/41	36	56	64.3
6. Doug Kienia-ME	24/42	42	58	72.4
7. Tommy Gann-NC	17/40	33	52	63.5
8. Jim Cooper-OH	18/41	19	38	50.0
9. Walter Ray Williams Jr.-FL	24/42	42	64	65.6
10. Alan Francis-O	24/40	40	58	69.0
11. Art Tyson-NY	21/41	38	58	65.5
12. Robert G Hayes-NY	31/40	46	70	65.7
13. Brian Simmons-NH	40/17	54	66	81.8
14. Kurt Von Kleis-PA	43/33	34	54	63.0
15. Steve Hohl-ON	42/35	43	68	63.2
16. Coke Bowker-TX	9/42	20	42	47.6
17. John Walters-OH	40/39	58	78	74.4
18. Dale Lipovsky-MN	37/40	60	84	71.4
19. Mark Seibold-IN	42/13	30	40	75.0

W-6 L-13 550 776 1148 67.6

**18. Robert G Hayes-NY**

1. Art Tyson-NY	33/42	63	84	75.0
2. Dale Lipovsky-MN	22/43	30	50	60.0
3. Alan Francis-OH	10/42	23	38	60.5
4. Brian Simmons-NH	3/41	17	32	53.1
5. John Walters-OH	31/40	39	62	62.9
6. Jerry Black-ND	44/22	31	44	70.5
7. Paul LaCrosse-CO	10/40	30	54	55.6
8. Doug Kienia-ME	27/41	40	64	62.5
9. Tommy Gann-NC	27/45	38	60	63.3
10. Walter Ray Wil	16/40	20	38	52.6
11. Rich Pintor-CO	26/40	34	54	63.0
12. John Kapnis-MA	40/31	51	70	72.9
13. Steve Hohl-ON	40/19	32	42	76.2
14. Rick Cale-WV	23/40	21	40	52.5
15. Tom Westbrook-SC	39/42	41	68	60.3
16. Mark Seibold-IN	31/40	36	60	60.0
17. Coke Bowker-TX	23/41	41	60	68.3
18. Jim Cooper-OH	38/40	36	60	60.0
19. Kurt Von Kleis	45/25	39	58	67.2


W-4 L-15 528 662 1038 63.8

**20. Kurt Von Kleis-PA**


1. Walter Ray Wil	33/41	53	76	69.7
2. Tommy Gann-NC	21/41	51	76	67.1
3. Brian Simmons-	23/40	38	56	67.9
4. Alan Francis-O	17/41	31	48	64.6
5. Tom Westbrook-	6/40	17	32	53.1
6. Art Tyson-NY	16/42	27	42	64.3
7. Jerry Black-ND	24/40	19	42	45.2
8. Paul LaCrosse-	16/40	27	46	58.7
9. John Walters-O	32/41	40	60	66.7
10. Doug Kienia-ME	10/40	10	28	35.7
11. Dale Lipovsky-	4/40	18	34	52.9
12. Steve Hohl-ON	14/42	17	38	44.7
13. Rich Pintor-CO	11/40	20	38	52.6
14. John Kapnis-MA	33/43	33	54	61.1
15. Mark Seibold-I	30/40	47	68	69.1
16. Rick Cale-WV	44/24	43	58	74.1
17. Jim Cooper-OH	40/20	43	56	76.8
18. Coke Bowker-TX	40/28	24	40	60.0
19. Robert G Hayes	25/45	34	58	58.6

W-3 L-16 439 592 950 62.3






**Men's A-1-Alan Francis**



**Men's A-2-John Walters**



**Men's B-1-Foster Kenton Jr.**

Pos.	Name	State
1.	Alan Francis	OH
2.	Art Tyson	NY
3.	Brian Simmons	NH
4.	Walter Ray Williams Jr	FL
5.	Doug Kienia	ME
6.	Paul LaCrosse	CO
7.	Tommy Gann	NC
8.	John Kapnis	MA
9.	Tom Westbrook	SC
10.	Dale Lipovsky	MN
11.	Mark Seibold	IN
12.	Stan Leis	ON
13.	Steve Hohl	ON
14.	Jim Walters	OH
15.	Steve Kuchcinski	PA
16.	Rick Cale	WV
17.	Matt Guy	KY

**MENS DIVISION A1 1999 WORLD**

EntAv	W	L	R	SP	%
84.27	15	2	580	680	85.29
80.04	14.5	2.5	546	680	80.29
77.17	14	3	568	680	83.53
86.25	13	4	536	680	78.82
77.45	12	5	499	680	73.38
77.01	10	7	503	680	73.97
75.68	9	8	508	680	74.71
73.45	9	8	486	680	71.47
71.09	9	8	483	680	71.03
78.04	8.5	8.5	495	680	72.79
71.78	8	9	484	680	71.18
74.34	6.5	10.5	432	680	63.53
72.82	6	11	474	680	69.71
72.63	6	11	448	680	65.88
72.49	5.5	11.5	450	680	66.18
78.31	5	12	476	680	70.00
73.61	2	15	362	680	53.24

**MENS DIVISION A2 1999 WORLD**

1.	John Walters	OH
2.	Jerry Black	ND
3.	Kurt Von Kleist	PA
4.	Glenn Burris	PA
5.	Virgil Rife	OH
6.	John Mathys	PA
7.	N. A. Moore	NC
8.	Robert G Hayes	NY
9.	Jim Knisley	OH
10.	Rich Pintor	CO
11.	Jim Cooper	OH
12.	Gary Roberts	OH
13.	Tom Gallina	ON
14.	Elden Sarbaugh	OH
15.	William Ungetheim	IN
16.	Harold Holbrook	NV
17.	Chad Hyatt	IN
18.	Randy Hankins	FL


70.09	13	4	502	680	73.82
70.39	11	6	492	680	72.35
70.67	11	6	471	680	69.26
69.28	10	7	450	680	66.18
69.28	10	7	446	680	65.59
68.45	10	7	441	680	64.85
68.50	9.5	7.5	431	680	63.38
70.91	9	8	459	680	67.50
69.36	9	8	425	680	62.50
68.54	8.5	8.5	477	680	70.15
70.40	8.5	8.5	453	680	66.62
69.17	8.5	8.5	443	680	65.15
69.11	7.5	9.5	416	680	61.18
68.23	7	10	436	680	64.12
67.29	6.5	10.5	408	680	60.00
67.90	6	11	392	680	57.65
67.58	5.5	11.5	420	680	61.76
67.60	2.5	14.5	404	680	59.41

**MENS DIVISION B1 1999 WORLD**


1.	Foster Kenton Jr.	NV
2.	Coke Bowker	TX
3.	Walter Mullins	KY
4.	Doug Crawford	OH
5.	Roy Hunt	OH
6.	Park Barner	PA
7.	Robert E Jones	NY
8.	Kevin McLachlin	ON
9.	Jerry Holt	OK
10.	Ken Schaver	IL
11.	Ricky Hall	VA
12.	Richard Howe	MA
13.	Ron Deckard	FL
14.	Doug Cook	WV
15.	Bill Dannhauer	NH
16.	Andre Leclerc	PQ

64.47	11	4	384	600	64.00
65.29	11	4	401	600	66.83
63.78	10.5	4.5	382	600	63.67
65.20	10	5	375	600	62.50
65.87	10	5	342	600	57.00
63.70	8.5	6.5	384	600	64.00
66.66	7.5	7.5	381	600	63.50
66.41	7	8	239	400	59.75
63.17	7	8	340	600	56.67
62.51	7	8	336	600	56.00
63.64	6.5	8.5	364	600	60.67
63.62	6.5	8.5	364	600	60.67
66.63	6	9	343	600	57.17
62.99	5	10	361	600	60.17
65.32	4.5	10.5	358	600	59.67
64.69	2	13	316	600	52.67






**Men's B-2-Raymond Bedard**



**Men's C-1-Charles Killgore**




**Men's C-2-Leon Johnson**

MENS DIVISION B2 1999 WORLD							
Pos. Name	State	EntAv	W	L	R	SP	%
1.Raymond Bedard	MA	60.98	15	2	416	680	61.18
2.Oscar Manns	OH	60.17	12	5	410	680	60.29
3.Dorsey 'Doc' Rice	IN	60.91	12	5	402	680	59.12
4.Glenn King	OK	58.94	12	5	388	680	57.06
5.Tom Guill	OH	61.49	10	7	399	680	58.68
6.Jack Riedeman	IN	59.70	10	7	389	680	57.21
7.Cliff Powell	WV	59.82	10	7	380	680	55.88
8.Mark Bussey	OH	58.54	10	7	376	680	55.29
9.Dick Whiteman	OH	61.74	10	7	374	680	55.00
10.Charles Laramie	MI	60.11	9	8	346	680	50.88
11.John Forti	NJ	60.16	8	9	352	680	51.76
12.Mike Knop	IL	61.94	7.5	9.5	394	680	57.94
13.Lenwood Conner Sr.	VA	62.10	7	10	384	680	56.47
14.James Carpenter Jr.	WV	59.15	6	11	355	680	52.21
15.Bobby Holland	AL	61.86	5.5	11.5	351	680	51.62
16.Randy Joines	NC	58.62	5	12	351	680	51.62
17.Steve Wiegert	WI	60.19	4	13	338	680	49.71


MENS DIVISION C1 1999 WORLD							
Pos. Name	State	EntAv	W	L	R	SP	%
1.Charles Killgore	MO	57.14	13	2	333	600	55.50
2.Jack Baldwin	OH	57.12	11	4	330	600	55.00
3.Ron Brockway	WI	57.19	11	4	317	600	52.83
4.Rich Knerem Sr.	OH	57.06	10	5	303	600	50.50
5.Roger Polly	TX	58.16	9	6	324	600	54.00
6.Bill Vanderburg	ON	58.39	9	6	306	600	51.00
7.Phil Hummel	OH	58.40	8.5	6.5	325	600	54.17
8.Ben Salvi	OH	57.73	8	7	303	600	50.50
9.Bob Meyer	OH	57.12	8	7	286	600	47.67
10.Martin Quillen	MI	57.82	8	7	277	600	46.17
11.David Emrick	OH	58.52	7.5	7.5	301	600	50.17
12.Richard Sposato	NY	57.80	6	9	255	600	42.50
13.Paul Stewart	NC	58.18	5	10	308	600	51.33
14.Lawrence Hinton	MI	57.97	4	11	273	600	45.50
15.John 'Tom' Coon	PA	58.50	1	14	161	400	40.25
16.William 'Doug'Ray	IN	58.16	1	14	223	600	37.17

MENS DIVISION C2 1999 WORLD							
Pos. Name	State	EntAv	W	L	R	SP	%
1.Leon Johnson	IL	56.78	11.5	3.5	356	600	59.33
2.John Singleton	OH	55.57	11	4	324	600	54.00
3.Robert Schaver	IL	56.32	10	5	338	600	56.33
4.John Passmore	MD	55.05	10	5	333	600	55.50
5.Rodney Tanner	MI	55.78	9.5	5.5	304	600	50.67
6.Dale Moles	IN	56.23	9	6	304	600	50.67
7.James Bigelow	MA	56.06	9	6	303	600	50.50
8.Jim Rhymer	OH	56.31	7	8	317	600	52.83
9.Ron Cracraft	OH	55.43	7	8	294	600	49.00
10.Tony Hankins	KY	55.84	6.5	8.5	279	600	46.50
11.Bobby Brooks	KY	56.83	6	9	258	600	43.00
12.Dick Smith	OH	55.05	5.5	9.5	284	600	47.33
13.Emery Brandt	NE	51.63	5	10	290	600	48.33
14.Hank Irwin	TN	55.16	5	10	261	600	43.50
15.Mike Stoner	WV	56.64	4	11	271	600	45.17
16.Randall Bissell	FL	56.10	4	11	253	600	42.17






**Men's D-1-Michael Byram**



**Men's D-2-Doug McConnell**



**Men's D-3-Tom King**

Pos.	Name	State
1.	Michael Byram	AL
2.	Tim Barnhart	OH
3.	Levi Miller	OH
4.	Alan Caldwell	MI
5.	Larry Shaw Sr.	OH
6.	Bernard Carley	WI
7.	Randall Light	AL
8.	Ron Hopman	IL
9.	John Daugherty	PA
10.	Gary Kollmann	ID
11.	Edsel Noble	FL
12.	Robert Johnson	OH
13.	Hobart Shelton Sr	NJ
14.	Al Henness	OH
15.	David Wilson	NH
16.	Carl York	ME

**MENS DIVISION D1 1999 WORLD**

EntAv	W	L	R	SP	%
53.92	12	4	343	640	53.59
54.29	11	5	315	640	49.22
53.34	10	5	309	600	51.50
54.42	9.5	5.5	294	600	49.00
53.91	9	6	297	600	49.50
53.58	8	7	269	600	44.83
53.82	7	8	287	600	47.83
53.77	7	8	287	600	47.83
53.89	7	8	287	600	47.83
53.21	7	8	277	600	46.17
53.88	7	8	258	600	43.00
54.29	7	8	251	600	41.83
54.36	6.5	8.5	276	600	46.00
53.81	5	10	268	600	44.67
51.18	5	10	267	600	44.50
54.51	3	12	237	600	39.50

1.	Doug McConnell	KS
2.	Richard Whitney	NY
3.	Gordon Dennis	OH
4.	Phil Plotke	WY
5.	Ralph Cullum	FL
6.	Richard Curtis	OH
7.	Monty Roberts	KY
8.	Robert Eaton	CT
9.	Kenneth Lightner	WV
10.	Bill Roy	OH
11.	Dave Schorbahn	WI
12.	Larry Bear	PA
13.	Ronnie Joines	NC
14.	Clarence 'Jim' Hyatt	OH
15.	Gary Kline	OH

**MENS DIVISION D2 1999 WORLD**

EntAv	W	L	R	SP	%
52.61	13.5	2.5	340	640	53.13
51.96	12.5	3.5	330	640	51.56
52.76	10	5	308	600	51.33
49.33	10	5	257	600	42.83
52.78	9.5	5.5	258	600	43.00
52.71	9	6	317	600	52.83
52.07	9	6	266	600	44.33
52.07	8.5	6.5	277	600	46.17
52.92	8	7	251	600	41.83
53.05	8	7	230	600	38.33
52.90	7	8	297	600	49.50
52.58	6	9	234	600	39.00
53.06	5	10	283	600	47.17
53.10	3	12	209	600	34.83
52.08	1	13	42	120	35.00

1.	Tom King	OH
2.	Tom Endler	WI
3.	Joe Graber	IN
4.	Bob Outt	MO
5.	Roy Emrichz	NY
6.	Kelly Sarbaugh	OH
7.	Harry A Nelson	WI
8.	Vince Neff	PA
9.	William Raye	CA
10.	William Kidwell	NC
11.	David 'Punky' Gallant Sr.	ME
12.	Frank Hale	OH
13.	Mike Thomsen	NE
14.	Roger L Simms	IN
15.	Bill Boetticher	IN
16.	Richard Hansen	WI


**MENS DIVISION D3 1999 WORLD**

EntAv	W	L	R	SP	%
50.89	14	1	305	600	50.83
51.47	12	3	319	600	53.17
51.02	10.5	4.5	266	600	44.33
50.93	10	5	311	600	51.83
51.04	10	5	284	600	47.33
51.14	9	6	279	600	46.50
51.07	9	6	278	600	46.33
51.14	8	7	271	600	45.17
51.01	6.5	8.5	208	600	34.67
51.16	6	9	281	600	46.83
50.64	6	9	281	600	46.83
50.58	6	9	277	600	46.17
51.50	5	10	243	600	40.50
51.27	4	11	261	600	43.50
50.71	3	12	223	600	37.17
51.62	1	14	161	600	26.83





**Men's E-1-Tim Bayerl**



**Men's E-2-Don Conklin**




**Men's E-3-Jim Hill**

MENS DIVISION E1 1999 WORLD								
Pos.	Name	State	EntAv	W	L	R	SP	%
1.	Tim Bayerl	MN	50.31	13	2	302	600	50.33
2.	Leo Laumbach	NM	50.00	12	3	322	600	53.67
3.	Carson Powers	OH	50.38	10	5	302	600	50.33
4.	Chuck Starr	OH	50.22	10	5	300	600	50.00
5.	Delbert Fourman	OH	50.58	10	5	282	600	47.00
6.	Gary DeBurger	IN	50.57	9	6	263	600	43.83
7.	Davis 'Catfish' Woodward	WV	50.19	9	6	259	600	43.17
8.	Jim Culver	KY	50.36	8	7	264	600	44.00
9.	Claude Gillin	MI	50.12	7.5	7.5	253	600	42.17
10.	Roy Flatt	MO	50.22	7	8	260	600	43.33
11.	David Keifer	OH	50.51	7	8	260	600	43.33
12.	Stephen Mayer	NY	49.88	6	9	247	600	41.17
13.	Frank Morgan	OH	50.25	5	10	220	600	36.67
14.	Archie Sexton	IN	49.89	3	12	235	600	39.17
15.	Wayne Luoma Sr.	OH	50.12	2	13	210	600	35.00
16.	Jeff Williams	CA	50.13	1.5	13.5	195	600	32.50
MENS DIVISION E2 1999 WORLD								
1.	Don Conklin	CO	49.34	13	3	322	640	50.31
2.	Michael Green	IL	49.56	12	4	306	640	47.81
3.	Norman Lebon	IL	49.58	11	4	274	600	45.67
4.	Lyle S. Calkins	WA	49.37	10	5	256	600	42.67
5.	Lou Colpitts	KY	49.41	9	6	236	600	39.33
6.	William Tedrick	MI	49.18	9	6	213	600	35.50
7.	Paul Coleman	KY	49.83	8	7	251	600	41.83
8.	Ralph Fleckenstein	OH	49.39	7.5	7.5	273	600	45.50
9.	Wayne Sturtz	VA	49.85	6	9	258	600	43.00
10.	Chris Sebastian	PA	49.73	6	9	233	600	38.83
11.	Ray Yoder	PA	49.64	6	9	220	600	36.67
12.	Michael Kalb	OH	49.42	6	9	196	600	32.67
13.	Doug Alley	VA	49.32	5.5	9.5	248	600	41.33
14.	Leon Johnson	IN	49.40	5	10	240	600	40.00
15.	Norman O'Neal	KY	49.43	4	11	251	600	41.83
16.	Paul Meyer	IN	49.12	3	12	198	600	33.00
MENS DIVISION E3 1999 WORLD								
1.	Jim Hill	OH	48.91	12	3	275	600	45.83
2.	Robert Wyn	MI	48.56	11	4	266	600	44.33
3.	Tom Costa Sr.	WI	48.31	10	5	293	600	48.83
4.	Ken Jaeger Sr.	WI	48.81	10	5	266	600	44.33
5.	Bob Powe	IL	48.32	10	5	249	600	41.50
6.	Charlie Elliott	OH	49.00	9	6	248	600	41.33
7.	John Setzer	MO	48.71	9	6	241	600	40.17
8.	John Akers	WV	48.29	9	6	231	600	38.50
9.	Larry Thomason	NJ	48.83	8	7	271	600	45.17
10.	Arthur Aevermann	AR	48.22	7	8	258	600	43.00
11.	Jim Beyer	MN	49.09	7	8	226	600	37.67
12.	Ed Clark	IN	49.05	6	9	263	600	43.83
13.	Warren Moore	PA	48.25	6	9	220	600	36.67
14.	Wayne Harrison	NJ	48.35	4	11	197	600	32.83
15.	Dale Maxson	PA	48.23	2	13	148	600	24.67
16.	Jim Shilling	IN	48.67	0	15	165	600	27.50






**Men's F-1-David Rundell**



**Men's F-2-Lloyd Johnson**



**Men's F-3-Elmer Vogt**

MENS DIVISION F1 1999 WORLD								
Pos.	Name	State	EntAv	W	L	R	SP	%
1.	David K Rundell	NY	48.00	14	1	290	600	48.33
2.	Ken Heinritz	WI	48.14	12	3	293	600	48.83
3.	Randy Shoemaker	OH	48.19	12	3	285	600	47.50
4.	Terry Wood	WA	47.27	10	5	238	600	39.67
5.	Gerry Wyscarver	OH	48.11	8.5	6.5	230	600	38.33
6.	Russell Wickline	OH	47.63	8	7	270	600	45.00
7.	Bob Gray	OH	47.35	8	7	224	600	37.33
8.	Ben Cowart	FL	48.07	8	7	217	600	36.17
9.	Stan Dodson	OH	47.50	7	8	223	600	37.17
10.	Bill Enslen	PA	47.93	6.5	8.5	231	600	38.50
11.	John Decker	MI	48.01	6.5	8.5	209	600	34.83
12.	John Banks	MI	47.90	5.5	9.5	200	600	33.33
13.	Ken Wilhelm	WV	47.39	5.5	9.5	197	600	32.83
14.	Richard Green	IN	47.28	5	10	239	600	39.83
15.	Mike Stack	OH	48.04	2.5	11.5	72	200	36.00


MENS DIVISION F2 1999 WORLD								
Pos.	Name	State	EntAv	W	L	R	SP	%
1.	Lloyd Johnson	WI	46.29	13	2	289	600	48.17
2.	Phillip Karnes	OH	46.38	11	4	256	600	42.67
3.	Oris Miller	FL	46.55	10	5	270	600	45.00
4.	Darryl Miller	OH	47.10	10	5	255	600	42.50
5.	Jim Scott	KY	46.50	9	6	252	600	42.00
6.	Tim Eicher	PA	47.08	8.5	6.5	281	600	46.83
7.	John Peplinski	FL	46.44	8	7	263	600	43.83
8.	Dick Black	IN	46.85	8	7	233	600	38.83
9.	Leslie Mullen	IL	46.71	7.5	7.5	249	600	41.50
10.	Ted Freeman	OH	46.90	7	8	229	600	38.17
11.	Harvey Strausbaugh	OH	47.06	6.5	8.5	218	600	36.33
12.	Melvin Miller	OH	46.77	6	9	231	600	38.50
13.	Roger Schwebke	IL	46.75	6	9	200	600	33.33
14.	Ken Drury Jr.	ON	46.45	4.5	10.5	199	600	33.17
15.	Bruce Hinkel	ND	46.78	4	11	216	600	36.00
16.	John Rheam	PA	46.73	1	14	194	600	32.33

MENS DIVISION F3 1999 WORLD								
Pos.	Name	State	EntAv	W	L	R	SP	%
1.	Elmer Vogt	NE	45.74	12.5	2.5	294	600	49.00
2.	Timothy F Collier	NY	45.52	11	4	303	600	50.50
3.	Gayle Stevens	OH	46.27	11	4	251	600	41.83
4.	James Coakley	OH	46.25	10	5	265	600	44.17
5.	Thomas E Roush	NY	46.24	9.5	5.5	244	600	40.67
6.	Larry Wright	IN	45.58	9	6	221	600	36.83
7.	Ed Sell	PA	46.07	9	6	220	600	36.67
8.	Gene Heindl	OH	45.58	8.5	6.5	236	600	39.33
9.	David Crichlow	NJ	46.25	8	7	254	600	42.33
10.	George Butler	MI	45.69	8	7	252	600	42.00
11.	Charles Luellen	IN	46.01	7	8	222	600	37.00
12.	Ken Jeffers	IN	45.82	6	9	209	600	34.83
13.	Dewayne Moody	AR	46.14	4	11	204	600	34.00
14.	LeRoy 'Tip' Wipperfurth	WI	45.83	3.5	11.5	158	600	26.33
15.	John Wellsand Jr.	IN	46.03	3	12	206	600	34.33






**Men's G-1-Ken Bowser**



**Men's G-2-Art Ullom**




**Men's G-3-Herschel Walters**

MENS DIVISION G1 1999 WORLD								
Pos.	Name	State	EntAv	W	L	R	SP	%
1.	Ken Bowser	PA	44.41	12	3	260	600	43.33
2.	Donald Swegel	KS	45.44	11.5	3.5	264	600	44.00
3.	James E Gee	NY	44.65	10.5	4.5	234	600	39.00
4.	Forrest Cooper	KY	44.46	9	6	236	600	39.33
5.	Robert Long	MO	44.38	9	6	231	600	38.50
6.	Don Long	OH	44.77	9	6	212	600	35.33
7.	Robert F White	PA	45.38	8.5	6.5	234	600	39.00
8.	Roger Wehr	OH	44.66	8.5	6.5	224	600	37.33
9.	Dan Radschweit	KY	44.30	8	7	234	600	39.00
10.	David Lambert	MA	45.05	8	7	234	600	39.00
11.	Victor Jacobs	MI	45.00	6.5	8.5	218	600	36.33
12.	James Wright	IL	44.52	6.5	8.5	195	600	32.50
13.	Lawrence Barrett	KY	45.25	6	9	223	600	37.17
14.	Tom Routh	KS	45.41	6	9	205	600	34.17

MENS DIVISION G2 1999 WORLD								
Pos.	Name	State	EntAv	W	L	R	SP	%
1.	Art Ullom	IN	43.92	15	1	310	640	48.44
2.	Thurman Bailey	OH	43.81	14	2	289	640	45.16
3.	Rick Merriweather	MI	44.01	11	4	238	600	39.67
4.	Harold Peters	CT	43.82	10	5	218	600	36.33
5.	John Gall	IN	44.07	9.5	5.5	255	600	42.50
6.	Jeff Schott	OH	43.67	9	6	215	600	35.83
7.	Meredith Kahri	OH	43.40	8.5	6.5	252	600	42.00
8.	Kerry Morris	WI	43.88	8.5	6.5	241	600	40.17
9.	George Tanner	MI	43.96	8.5	6.5	184	600	30.67
10.	Luke Thompson	IL	44.05	7	8	224	600	37.33
11.	Roger A Flinn	TX	43.51	6	9	164	600	27.33
12.	Charles Hastings	ON	43.87	5	10	157	600	26.17
13.	Bryan Nyenhuis	MI	43.49	4.5	10.5	196	600	32.67
14.	Bob Jewett	WA	44.19	2.5	12.5	160	600	26.67
15.	James Spunagle	NY	43.77	1	13	43	200	21.50

MENS DIVISION G3 1999 WORLD								
Pos.	Name	State	EntAv	W	L	R	SP	%
1.	Herschel Walters	IN	42.81	14	1	286	600	47.67
2.	Bob Bishard Sr.	OH	43.27	12	3	238	600	39.67
3.	Robert Moulin	FL	42.88	10.5	4.5	232	600	38.67
4.	Ed Waugaman	OH	43.19	10	5	214	600	35.67
5.	Chester Quist	MI	43.14	10	5	188	600	31.33
6.	Jim Cearns	OH	43.13	10	5	186	600	31.00
7.	Bob Beaver	MO	42.63	8.5	6.5	222	600	37.00
8.	Melvin Cooper	TN	42.74	7.5	7.5	185	600	30.83
9.	Robert Wood Sr.	ME	42.90	7	8	202	600	33.67
10.	Ron Weiss	PA	42.59	6	9	185	600	30.83
11.	Dave Rose	OH	42.83	5.5	9.5	181	600	30.17
12.	Richard Mansfield	IN	43.02	5	10	181	600	30.17
13.	John Carnahan	PA	43.25	5	10	169	600	28.17
14.	Jim Haley	GA	42.81	3	12	184	600	30.67
15.	James Morris	FL	42.82	3	12	181	600	30.17
16.	Miles Hicking	ON	42.77	3	12	142	600	23.67






**Men's H-1-Hiram Chaffin**



**Men's H-2-Stuart Sipma**




**Men's H-3-John Vlcan**

MENS DIVISION H1 1999 WORLD								
Pos.	Name	State	EntAv	W	L	R	SP	%
1.	Hiram Chaffin	IL	42.39	12.5	2.5	268	600	44.67
2.	Fred McNeeley	WV	42.32	12	3	249	600	41.50
3.	William D Graham	NY	42.31	12	3	235	600	39.17
4.	Steve McIntire	IN	42.29	10	5	217	600	36.17
5.	Darell G Halsey	KY	42.07	9	6	252	600	42.00
6.	Jerry Anthony	OH	42.03	9	6	243	600	40.50
7.	Mose Miller	OH	42.26	9	6	216	600	36.00
8.	Tom Rowell	WV	42.07	8	7	230	600	38.33
9.	George Petro	PA	42.14	8	7	217	600	36.17
10.	William Carter	PA	42.46	7	8	222	600	37.00
11.	Gene Kuiken	WA	42.45	7	8	191	600	31.83
12.	Earl Winston	MO	42.05	7	8	186	600	31.00
13.	Myron Schwartzwalder	OH	42.49	6.5	8.5	162	600	27.00
14.	Richard Blackburn	OH	42.04	1	13	103	400	25.75


MENS DIVISION H2 1999 WORLD								
Pos.	Name	State	EntAv	W	L	R	SP	%
1.	Stuart Sipma	ND	41.69	13	3	263	640	41.09
2.	Ray Williams	OH	41.35	12	4	235	640	36.72
3.	Lionel Gault	FL	41.68	11	4	237	600	39.50
4.	Duane Detrick	OH	41.61	10	5	239	600	39.83
5.	Gerald Jackson	PA	41.36	9	6	252	600	42.00
6.	Steve Brownfield	OH	41.61	8.5	6.5	225	600	37.50
7.	Ken LaRochelle	CT	41.98	8	7	234	600	39.00
8.	Robert Foster	PA	41.83	8	7	210	600	35.00
9.	Floyd Hix Jr.	VA	41.52	8	7	196	600	32.67
10.	Wayne Henderson	MO	41.53	7.5	7.5	198	600	33.00
11.	Gasper Romero	CO	41.98	7.5	7.5	197	600	32.83
12.	David W Reynolds	NY	41.55	7.5	7.5	195	600	32.50
13.	Bob Dowler	OH	41.61	5	10	125	600	20.83
14.	Bob Roy	WV	41.74	3	11	70	200	35.00
15.	Charles Penn	NJ	41.19	2	13	113	400	28.25

MENS DIVISION H3 1999 WORLD								
Pos.	Name	State	EntAv	W	L	R	SP	%
1.	John Vlcan	NE	41.09	13	2	249	600	41.50
2.	Tony Gentry	CO	41.16	11	4	250	600	41.67
3.	John Kelly	PA	41.11	9.5	5.5	243	600	40.50
4.	Al Busse	IN	40.81	9.5	5.5	227	600	37.83
5.	William Marvin	IL	40.79	9	6	234	600	39.00
6.	Frank Harris	GA	40.68	9	6	223	600	37.17
7.	Fred Tragesser	IN	40.93	8	7	239	600	39.83
8.	Julian Tijerina	WI	40.52	8	7	234	600	39.00
9.	Ward Lutz	MN	41.09	7	8	224	600	37.33
10.	Robert Tinley	VA	40.84	6	9	201	600	33.50
11.	Terry Sternberg	WI	40.70	6	9	200	600	33.33
12.	Brian Fisher	OH	40.53	5	10	202	600	33.67
13.	Paul Nyberg	PA	40.82	5	10	200	600	33.33
14.	Johnny Jones	KY	41.11	5	10	197	600	32.83
15.	Richard Wisniewski	IL	40.69	5	10	163	600	27.17
16.	Albert W Buckland	NY	40.88	4	11	199	600	33.17





**Men's I-1-Mike Neff**



**Men's I-2-John Mullen**



**Men's I-3-Wayne Huber**

MENS DIVISION I1 1999 WORLD								
Pos.	Name	State	EntAv	W	L	R	SP	%
1.	Mike Neff	CA	40.22	13.5	1.5	266	600	44.33
2.	John Monarchy	MD	40.14	11.5	3.5	239	600	39.83
3.	Ed Andrus	OH	40.50	10	5	248	600	41.33
4.	Bob Bloss Jr.	MO	40.45	9	6	193	600	32.17
5.	Dale Stephenson	IN	40.36	8	7	220	600	36.67
6.	Ralph Sharp	KY	40.44	8	7	209	600	34.83
7.	Ronald Kohn	MI	40.10	8	7	198	600	33.00
8.	Bob Humphreys	AR	40.17	7	8	204	600	34.00
9.	Jim Congdon	FL	40.03	7	8	196	600	32.67
10.	Basil Huffman	NC	40.26	6.5	8.5	196	600	32.67
11.	David Davis	OK	40.42	6	9	211	600	35.17
12.	Stan Miller	OH	40.34	6	9	198	600	33.00
13.	Julius Hamilton	SC	40.05	5.5	9.5	180	600	30.00
14.	Keith Lindsay	ON	39.96	5	10	226	600	37.67
15.	Randy Mohler	OH	40.07	5	10	159	600	26.50
16.	Lloyd Newman	ON	40.00	4	11	162	600	27.00


MENS DIVISION I2 1999 WORLD								
Pos.	Name	State	EntAv	W	L	R	SP	%
1.	John Mullen	IL	39.69	10.5	4.5	187	600	31.17
2.	Jerry Weller	MO	39.52	10	5	234	600	39.00
3.	Walter Meeker	IL	39.58	10	5	201	600	33.50
4.	Ivan Kristofic	ON	39.69	9	6	238	600	39.67
5.	Charlie Lytle	ME	39.53	9	6	212	600	35.33
6.	Jeff Gustafson	WI	39.67	8.5	6.5	203	600	33.83
7.	Lee Watkins	IL	39.51	8	7	213	600	35.50
8.	Ed Davis	IN	39.69	8	7	213	600	35.50
9.	Art King	FL	39.93	7.5	7.5	211	600	35.17
10.	Neil Romer	OH	39.71	7.5	7.5	207	600	34.50
11.	James Brooks	PA	39.89	7.5	7.5	196	600	32.67
12.	Bill Bond	OH	39.51	7	8	171	600	28.50
13.	Ed Miller	OH	39.90	6.5	8.5	189	600	31.50
14.	Jerre Sell	PA	39.76	6	9	213	600	35.50
15.	Stanley Mellinger	PA	39.71	3.5	11.5	165	600	27.50
16.	Maurice Brochu	CT	39.91	1.5	13.5	110	600	18.33

MENS DIVISION I3 1999 WORLD								
Pos.	Name	State	EntAv	W	L	R	SP	%
1.	Wayne Huber	ON	39.10	12.5	2.5	249	600	41.50
2.	Steven Evanczik	NY	39.16	12	3	228	600	38.00
3.	Pat Wemhoff	NE	39.06	10	5	224	600	37.33
4.	Virgil Wray	IN	39.07	9.5	5.5	209	600	34.83
5.	Irve Swihart	MI	39.38	8	7	220	600	36.67
6.	Peter Glennon	VT	39.12	8	7	210	600	35.00
7.	Ray Tawney	GA	39.14	8	7	189	600	31.50
8.	Jerry E Zastrow	MN	39.33	7.5	7.5	192	600	32.00
9.	Alfonse Alba	CT	39.21	7.5	7.5	172	600	28.67
10.	James DuRose	FL	39.40	7	8	242	600	40.33
11.	George Perkins	IN	39.32	7	8	185	600	30.83
12.	Dan Carter	DE	39.06	6.5	8.5	200	600	33.33
13.	Clayton Whirley	IN	39.48	6	9	166	600	27.67
14.	Eugene Powell	IN	39.50	5.5	9.5	144	600	24.00
15.	Glenn Smith	PA	39.23	5	10	150	600	25.00





**Men's J-1-Mike Kloster**



**Men's J-2-Doug Kurt**



**Men's J-3-Casey Sluys**

**MENS DIVISION J1 1999 WORLD**

Pos.	Name	State	EntAv	W	L	R	SP	%
1.	Mike Kloster	MN	38.39	13	2	225	600	37.50
2.	Mike Fishnick	IA	38.93	12	3	237	600	39.50
3.	Richard Jacques	ME	38.51	11.5	3.5	228	600	38.00
4.	Billy M Heaton	IN	38.90	11	4	229	600	38.17
5.	Ralph Richardson	MO	38.46	9	6	221	600	36.83
6.	Frank Valencic	OH	38.39	9	6	179	600	29.83
7.	Charles Wainwright	MD	38.65	8	7	213	600	35.50
8.	Bob Knudtson	MN	38.61	8	7	181	600	30.17
9.	Terry Lucas	OH	39.02	6.5	8.5	188	600	31.33
10.	Larry Mangan	OH	38.79	6.5	8.5	165	600	27.50
11.	Robert Dean	VT	38.44	5.5	9.5	189	600	31.50
12.	Ed Nicholson	OH	38.64	5	10	185	600	30.83
13.	Robert Dunsmore	PA	38.61	5	10	181	600	30.17
14.	Vernon McGrath	IA	38.98	5	10	181	600	30.17
15.	Robert C. Anderson	WI	38.25	4	10	88	400	22.00

**MENS DIVISION J2 1999 WORLD**

1.	Doug Kurt	ON	38.02	12	4	197	640	30.78
2.	George Eckstrom	WI	38.23	11	5	257	640	40.16
3.	Reid McKee	CA	38.20	10	5	217	600	36.17
4.	Wayne Hamilton	NY	38.07	10	5	190	600	31.67
5.	Jack Von Dach	OH	37.98	10	5	190	600	31.67
6.	Jim Napier	OH	37.87	9.5	5.5	188	600	31.33
7.	Frank A Caparulo	NY	37.91	9	6	202	600	33.67
8.	Doug Busch	OH	38.08	8	7	162	600	27.00
9.	John Staab	PA	38.12	7.5	7.5	172	600	28.67
10.	David Brown	OH	37.78	7	8	184	600	30.67
11.	James Beckley	MI	38.05	6	9	173	600	28.83
12.	David Ellis	KY	38.24	6	9	119	600	19.83
13.	Don Stevens	OH	38.03	5	10	182	600	30.33
14.	Don Estep	OH	37.81	5	10	160	600	26.67
15.	Bill DeVries	ON	38.17	5	10	141	600	23.50


**MENS DIVISION J3 1999 WORLD**

1.	Casey Sluys	CA	37.61	12.5	2.5	243	600	40.50
2.	Dalton Simmons	IL	37.70	12	3	210	600	35.00
3.	James Jones	WV	37.67	10	5	202	600	33.67
4.	Dominick Massella	PA	37.29	10	5	192	600	32.00
5.	Ken Turnbull	PA	37.47	9	6	205	600	34.17
6.	Jerry Jessmore	NY	37.43	9	6	200	600	33.33
7.	Ron Taylor	SC	37.28	8.5	6.5	218	600	36.33
8.	Wilfred Kahrig	OH	37.76	8	7	167	600	27.83
9.	John McInerney	OH	37.50	7	8	214	600	35.67
10.	Bob Patton	PA	37.52	7	8	178	600	29.67
11.	John H. Rinker	VA	37.64	6	9	181	600	30.17
12.	Steven Summerlin	MI	37.32	6	9	146	600	24.33
13.	Ruben Martinez	SD	37.72	5	10	178	600	29.67
14.	Irvin Fraley	OH	37.29	5	10	175	600	29.17
15.	Ralph Webb	IN	37.30	5	10	174	600	29.00
16.	Gene Swogger	PA	37.77	0	15	47	200	23.50






**Men's K-1—David Lloyd**



**Men's K-2—Dan Page**



**Men's K-3—Chuck Ketterer**

MENS DIVISION K1 1999 WORLD								
Pos.	Name	State	EntAv	W	L	R	SP	%
1.	David Lloyd	NC	36.95	12	3	220	600	36.67
2.	Harold M Watts	NY	37.16	11	4	226	600	37.67
3.	Richard Beckley	MI	37.07	10	5	211	600	35.17
4.	Billy Jones	AL	36.95	10	5	209	600	34.83
5.	Lawrence Steiner	PA	36.80	10	5	180	600	30.00
6.	Robert Pluckebaum	IL	36.91	9.5	5.5	214	600	35.67
7.	Randy Hansen	WI	37.11	9	6	192	600	32.00
8.	Harry Buzz Jones	KS	36.89	8	7	191	600	31.83
9.	Jim Link	WA	36.75	7.5	7.5	175	600	29.17
10.	Raymond L Hall	NY	36.75	7.5	7.5	172	600	28.67
11.	Roy Evans	MO	36.74	7	8	199	600	33.17
12.	Joe Dominique	MO	36.87	7	8	164	600	27.33
13.	Stanley Barney	MN	36.76	4	11	190	600	31.67
14.	Tony Coe	OH	36.97	4	11	155	600	25.83
15.	George Nichols Jr.	AR	36.70	2	13	139	600	23.17
16.	Karl Hix	VA	36.87	1.5	13.5	64	280	22.86

MENS DIVISION K2 1999 WORLD								
Pos.	Name	State	EntAv	W	L	R	SP	%
1.	Dan Page	IN	36.42	12	2	183	560	32.68
2.	Kenneth Jones	FL	36.48	11	3	179	560	31.96
3.	Patrick R Kanaly	SD	36.40	8	5	194	520	37.31
4.	Gregg Turner	KS	36.29	8	5	174	520	33.46
5.	Dick Dempsey	DE	36.66	8	5	162	520	31.15
6.	Ron Thompson	KS	36.63	8	5	156	520	30.00
7.	Chuck H Burkett	PA	36.66	8	5	154	520	29.62
8.	Gene Blair	FL	36.20	7	6	140	520	26.92
9.	Tony Kakaris	OH	36.22	5	8	148	520	28.46
10.	Charles Gurtler Jr.	VA	36.40	5	8	127	520	24.42
11.	Matt Grimm	OH	36.69	4	9	138	520	26.54
12.	Ed Bowden	OH	36.23	4	9	127	520	24.42
13.	Wayne McGee	OH	36.25	3	10	118	520	22.69
14.	Ernest Miller Jr.	MI	36.31	1	12	102	520	19.62

MENS DIVISION K3 1999 WORLD								
Pos.	Name	State	EntAv	W	L	R	SP	%
1.	Chuck Ketterer	KY	35.96	12.5	3.5	222	640	34.69
2.	Don Matzenbacher	IL	35.84	11.5	4.5	232	640	36.25
3.	Bill Casey	CT	36.00	11	4	220	600	36.67
4.	Richard Watson Jr	PA	36.14	10.5	4.5	189	600	31.50
5.	Joe Rossi Jr	CO	35.81	9.5	5.5	192	600	32.00
6.	Jim Gregory	MO	35.93	9	6	199	600	33.17
7.	LaVerne Schroeder	IL	36.05	9	6	181	600	30.17
8.	Owen Bloodgood	IL	36.01	8	7	212	600	35.33
9.	Jack Arnold	ON	36.13	8	7	194	600	32.33
10.	Ottie Reno	OH	35.93	7.5	7.5	172	600	28.67
11.	Dave Shreve	IL	35.91	7	8	152	600	25.33
12.	Daniel Markley	MI	36.09	6.5	8.5	139	600	23.17
13.	Max Curtiss	MI	36.01	5	10	171	600	28.50
14.	Lewis Ayers	OH	35.94	5	10	165	600	27.50
15.	Walter Leis	ON	36.16	1	14	112	600	18.67
16.	David R Kois	NY	35.87	0	15	1	24	4.17





**Men's L-1-Larry Hall**



**Men's L-2-Thomas Taylor**



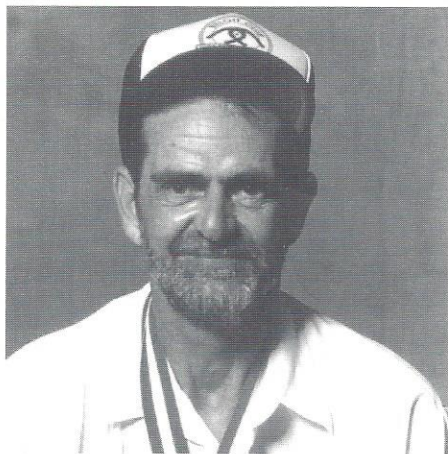
**Men's L-3-Owen Salmon**

MENS DIVISION L1 1999 WORLD								
Pos.	Name	State	EntAv	W	L	R	SP	%
1.	Larry Hall	OH	35.42	13	2	234	600	39.00
2.	Brian Major	ON	35.79	10	5	207	600	34.50
3.	Charles Myers	OH	35.77	10	5	193	600	32.17
4.	Dan Sturgill	AR	35.43	10	5	178	600	29.67
5.	John Carlin	WI	35.71	9	6	204	600	34.00
6.	Robert Yamnicky	CT	35.47	9	6	201	600	33.50
7.	Joseph Tabaczynski	NY	35.55	9	6	163	600	27.17
8.	Armand Calabro	CT	35.78	8	7	185	600	30.83
9.	Homer Page	PA	35.25	8	7	182	600	30.33
10.	Bob Manion	IL	35.26	8	7	177	600	29.50
11.	Earl Noe	OH	35.66	8	7	166	600	27.67
12.	Terry Hlavac	IL	35.44	7	8	157	600	26.17
13.	Richard Conrad	WI	35.32	4	11	147	600	24.50
14.	Stephen Widger	ME	35.79	4	11	134	600	22.33
15.	Floyd Reed	OH	35.35	3	12	156	600	26.00


MENS DIVISION L2 1999 WORLD								
Pos.	Name	State	EntAv	W	L	R	SP	%
1.	Thomas Taylor	IN	34.64	12	3	234	600	39.00
2.	Marvin Grooms	OH	34.91	11.5	3.5	206	600	34.33
3.	Steve Lowe	OH	35.15	10	5	200	600	33.33
4.	Dwain Klink	OH	34.65	9	6	192	600	32.00
5.	Bill Ostrom	CO	35.17	8.5	6.5	192	600	32.00
6.	Harold Laws	WI	35.00	8.5	6.5	180	600	30.00
7.	Richard Boals	PA	34.75	7.5	7.5	166	600	27.67
8.	Leonard Lentz	MO	34.63	7	8	185	600	30.83
9.	Gordon Simon, Jr.	MI	34.61	7	8	163	600	27.17
10.	Russ Burns	WI	34.90	6.5	8.5	157	600	26.17
11.	Bob Blumenhein	CO	34.68	6.5	8.5	149	600	24.83
12.	Larry Hoyt	ND	35.23	6	9	166	600	27.67
13.	Bill Penn	NJ	34.90	5.5	9.5	161	600	26.83
14.	William Carns	PA	35.14	5	10	160	600	26.67
15.	Paul Gaylord	IN	34.63	5	10	136	600	22.67
16.	Dave Sheehan	OH	34.81	4.5	10.5	136	600	22.67

MENS DIVISION L3 1999 WORLD								
Pos.	Name	State	EntAv	W	L	R	SP	%
1.	Owen Salmon	IN	34.44	12	3	220	600	36.67
2.	Bruce McLinn	WI	33.96	11.5	3.5	211	600	35.17
3.	Joe Ewing	OH	34.32	10	5*	212	600	35.33
4.	Bob Cutright Sr.	MO	34.49	10	5	193	600	32.17
5.	Bob Agler	OH	34.35	10	5	183	600	30.50
6.	Robert Meiske	MI	33.85	10	5	155	600	25.83
7.	Donald L Tieg	MN	33.94	9	6	196	600	32.67
8.	Robert L Chadwick	NY	34.48	9	6	155	600	25.83
9.	Sonny Franks	IN	34.46	8	7	175	600	29.17
10.	William Kilgore	PA	34.52	7.5	7.5	159	600	26.50
11.	David Haugen	MN	34.61	6	9	163	600	27.17
12.	Kevin Smith	MI	34.24	5.5	9.5	166	600	27.67
13.	Dennis Coniglio	NY	33.98	4	11	155	560	27.68
14.	Henry Huff Jr	NY	34.47	3.5	10.5	81	290	27.93
15.	Bud Freeman	MD	34.01	3	12	120	440	27.27






**Men's M-1-Bob Fritz**



**Men's M-2-Jim Premer**



**Men's M-3-Clarence Westbay**

Pos.	Name	State
1.	Bob Fritz	WI
2.	Rodger Niday	OH
3.	Woody Melick	OH
4.	Herb Frey	OH
5.	Ray Perry	OH
6.	Jerry Shene	MI
7.	Dan Reeves	IN
8.	Joe Elam	AR
9.	Leroy Salmon	IN
10.	Robert Johns	PA
11.	Seneca 'Red' Ferguson	IL
12.	Richard Timmer	IL
13.	Arthur K. Smith	OH
14.	Jim Burns	IN
15.	Lewis Kent	MO

**MENS DIVISION M1 1999 WORLD**

EntAv	W	L	R	SP	%
33.47	13	2	200	600	33.33
33.64	11.5	3.5	195	600	32.50
33.71	10.5	4.5	217	600	36.17
33.47	10	5	188	600	31.33
33.51	9.5	5.5	183	600	30.50
33.43	9.5	5.5	174	600	29.00
33.87	8	7	173	600	28.83
33.92	8	7	170	600	28.33
33.75	8	7	169	600	28.17
33.72	7.5	7.5	169	600	28.17
33.53	7.5	7.5	136	600	22.67
33.44	7	8	159	600	26.50
33.52	5	9	95	400	23.75
33.86	3	12	109	600	18.17
33.55	1	13	22	200	11.00

1.	Jim Premer	FL
2.	Carl Feck	IL
3.	Boyd Hageman	NE
4.	Rod Garlick	MI
5.	Rick Berry	OH
6.	Glen Hitner	IN
7.	Allen J Smith	NY
8.	Ed Kucharski	OH
9.	Donald Bailey	IL
10.	Louis Fitzgerald	OH
11.	Larry Holmes	NE
12.	Mel Elmer	NJ
13.	Dave J Yoder	IN
14.	Fred Linzer	IL
15.	Mick Scheerer	OH
16.	Harvey Hayes	PA

**MENS DIVISION M2 1999 WORLD**

EntAv	W	L	R	SP	%
33.29	13	2	179	600	29.83
33.30	12	3	217	600	36.17
33.16	12	3	213	600	35.50
33.15	11	4	180	600	30.00
33.04	10	5	195	600	32.50
33.29	8	7	187	600	31.17
33.29	8	7	174	600	29.00
33.26	8	7	167	600	27.83
33.12	8	7	141	600	23.50
32.98	7	8	143	600	23.83
33.21	6	9	127	600	21.17
33.00	5	10	162	600	27.00
33.37	5	10	157	600	26.17
33.36	4	11	140	600	23.33
33.02	3	12	152	600	25.33
33.07	0	15	78	600	13.00

1.	Clarence Wayne Westbay	MO
2.	Tim Uhte	IN
3.	Ed Boggess	FL
4.	Ron Kindrick	AL
5.	Allen Baptist	CO
6.	Leroy Dominique	MO
7.	John Taylor	ON
8.	Larry Ingraham	MI
9.	Harlen Nibert	OH
10.	Earl Waggy	VA
11.	Bobby Newman	AL
12.	Edward Boehnke	MA
13.	Boyd Stonerock	MI
14.	Alan Knippen	SD
15.	Bill Trader	ND


**MENS DIVISION M3 1999 WORLD**

EntAv	W	L	R	SP	%
32.70	12	3	222	600	37.00
32.63	11	4	179	600	29.83
32.80	10	5	175	600	29.17
32.80	10	5	172	600	28.67
32.87	10	5	163	600	27.17
32.58	10	5	141	600	23.50
32.71	9.5	5.5	155	600	25.83
32.82	8	7	158	600	26.33
32.57	8	7	133	600	22.17
32.64	7	8	137	600	22.83
32.67	6.5	8.5	159	600	26.50
32.92	6	9	142	600	23.67
32.84	6	9	130	600	21.67
32.95	3	12	100	600	16.67
32.63	3	12	94	600	15.67






**Men's N-1-Harold Harget**



**Men's N-2-Butch Maisel**



**Men's N-3-Michael Yonko**

Pos.	Name	State
1.	Harold Harget	DE
2.	Gary Boots	MN
3.	Robert Kingsolver Sr.	MO
4.	Greg Wiley	NY
5.	Robert Lapping	PA
6.	Dutch Germeyer	PA
7.	Steve Rindler	OH
8.	Charles 'Buddy' Short	NJ
9.	Jim Hartma	OH
10.	Don Lawyer	MD
11.	Richard D Harvey	FL
12.	Joseph Russo	NJ
13.	Dan Sanders	OH
14.	Robert Wegman	IL
15.	Allan Bond	TX
16.	Tom Baudendistel	OH

**MENS DIVISION N1 1999 WORLD**

EntAv	W	L	R	SP	%
32.36	14	2	258	640	40.31
32.46	13	3	280	640	43.75
32.20	10.5	4.5	182	600	30.33
32.18	10	5	182	600	30.33
32.35	9	6	188	600	31.33
32.41	9	6	176	600	29.33
32.39	8.5	6.5	182	600	30.33
32.18	8	7	164	600	27.33
32.27	8	7	145	600	24.17
32.23	7	8	151	600	25.17
32.54	6.5	8.5	119	600	19.83
32.56	6	9	137	600	22.83
32.45	5	10	103	600	17.17
32.44	4	11	119	600	19.83
32.30	2.5	12.5	107	600	17.83
32.52	0	15	82	600	13.67

1.	Butch Maisel	PA
2.	Fred Rich	FL
3.	William E Brown	MO
4.	Gordon Obenour	OH
5.	Howard Lane	MO
6.	Gordon 'Doc' Carpenter	ME
7.	Ray Mallo	WI
8.	David A Tracy	NY
9.	John Petraitis	CO
10.	Jim Farrey	CT
11.	Tom Kirk	OH
12.	Guy Casey	WV
13.	Walter Burtner	PA
14.	Richard Schmidt	MO
15.	Tom McPherson	PA
16.	Don Gemmill	CA

**MENS DIVISION N2 1999 WORLD**

EntAv	W	L	R	SP	%
31.89	13	2	208	600	34.67
31.68	11	4	197	600	32.83
31.67	10	5	185	600	30.83
31.63	9	6	190	600	31.67
31.80	9	6	181	600	30.17
31.93	9	6	177	600	29.50
31.90	8.5	6.5	195	600	32.50
31.88	8	7	182	600	30.33
32.17	6.5	8.5	178	600	29.67
32.01	6.5	8.5	170	600	28.33
31.90	6.5	8.5	169	600	28.17
32.13	6.5	8.5	163	600	27.17
31.83	6.5	8.5	157	600	26.17
31.81	5	10	160	600	26.67
31.89	4	11	161	600	26.83
30.60	1	14	90	600	15.00

1.	Michael Yonko	MD
2.	Mike Worthington	OH
3.	William R Farnham	NY
4.	Howard Kuehn	GA
5.	Wally Ellen	IL
6.	Duane Raeburn	FL
7.	Robert Reininger	MO
8.	John McTigue	IL
9.	Robert Jackson	KS
10.	Louis 'Jack' Green	IL
11.	Terry Last	NM
12.	Al Cardinale	MA
13.	Wayne Saulsbury	DE
14.	Chris Surprenant	CT
15.	Roger Kinnamon	OH
16.	Stanley Banner	NY

**MENS DIVISION N3 1999 WORLD**

EntAv	W	L	R	SP	%
31.29	12.5	2.5	201	600	33.50
31.17	12	3	214	600	35.67
31.44	10	5	191	600	31.83
31.36	10	5	183	600	30.50
31.07	9.5	5.5	141	600	23.50
31.35	9	6	208	600	34.67
31.56	9	6	156	600	26.00
31.10	8	7	187	600	31.17
31.61	7	8	180	600	30.00
31.21	6.5	8.5	152	600	25.33
31.62	6	9	145	600	24.17
31.11	5	10	117	600	19.50
31.38	4.5	10.5	145	600	24.17
31.54	4	11	136	600	22.67
31.27	4	11	134	600	22.33
31.48	3	12	127	600	21.17





**Men's O-1-Joseph Bisco**



**Men's O-2-Ken Davison**



**Men's O-3-Dean Schmitz**

Pos.	Name	State
1.	Joseph Bisco	NJ
2.	Joe Poliski	MI
3.	Jerald Hagen	MN
4.	Ralph Lightcap	OH
5.	Rowen Swick	WI
6.	Wayne Tribbett	MD
7.	Bob Thomsen	NE
8.	Mike Simms	MD
9.	Doyle Johnson	GA
10.	Jim Clausen	TX
11.	Edward Donaghue	NY
12.	Kevin A Green	NY
13.	Terry Thatcher	IN
14.	Gary Hamilton	OH
15.	Jerry Didier	OH
16.	Roosevelt Gray	WV

**MENS DIVISION O1 1999 WORLD**

EntAv	W	L	R	SP	%
30.58	13	2	202	600	33.67
31.02	11	4	185	600	30.83
30.66	11	4	152	600	25.33
30.71	10	5	200	600	33.33
30.52	9	6	181	600	30.17
30.50	9	6	179	600	29.83
30.70	9	6	161	600	26.83
30.84	9	6	153	600	25.50
30.60	8	7	151	600	25.17
30.62	8	7	147	600	24.50
31.06	8	7	125	600	20.83
30.91	6	9	154	600	25.67
30.52	5	10	126	600	21.00
30.93	2	13	66	600	11.00
30.60	1	13	45	200	22.50
30.56	0	14	9	200	4.50

1.	Ken Davison	WI
2.	Donald Burrows Sr	FL
3.	Bernard Cockroft	WI
4.	Richard Smith	OH
5.	Steve Baker	IL
6.	James M. David	MN
7.	Joe Judy	OH
8.	Ted King	MS
9.	Dennis Armstrong	OH
10.	Ralph Barndt Jr.	PA
11.	Lyle Samuelson	MO
12.	Roy Siddens	IL
13.	Clyde aHardman	OH
14.	Jerome Kennedy	GA
15.	Jim Watson	IN
16.	Edward Rindler	OH

**MENS DIVISION O2 1999 WORLD**


EntAv	W	L	R	SP	%
29.76	12	3	193	600	32.17
30.00	10	5	208	600	34.67
29.88	10	5	186	600	31.00
30.17	10	5	176	600	29.33
30.00	10	5	146	600	24.33
29.96	9	6	143	600	23.83
30.01	8.5	6.5	155	600	25.83
30.27	8	7	134	600	22.33
29.92	7.5	7.5	172	600	28.67
30.34	7.5	7.5	145	600	24.17
30.07	6	9	151	600	25.17
30.33	6	9	131	600	21.83
29.93	5.5	9.5	135	600	22.50
29.63	5	10	122	600	20.33
30.45	4	11	131	600	21.83
30.16	1	14	97	600	16.17

1.	DeanSchmitz	MI
2.	KellyNeace	OH
3.	LarryQuigley	OH
4.	HarleyThomas	OH
5.	DaveMartin	NE
6.	RalphThrockmorton	MO
7.	JimMcBeth	OH
8.	GeorgeHerrmann	IL
9.	CurtisMiller	IN
10.	EdEhemann	OH
11.	HowardRamer	NJ
12.	RalphCondon	FL
13.	GaryDoeden	CT
14.	VirgilKincaid	FL
15.	LarryGlass	OH
16.	HowardReed	KS


**MEN SDIVISION O3 1999 WORLD**

EntAv	W	L	R	SP	%
29.14	12	4	238	640	37.19
29.07	12	5	231	680	33.97
29.43	11	5	159	640	24.84
29.56	10	5	190	600	31.67
29.38	9	6	178	600	29.67
28.96	9	6	163	600	27.17
29.12	9	6	143	600	23.83
29.47	8	7	184	600	30.67
29.47	7	8	150	600	25.00
29.16	6	9	161	600	26.83
29.40	6	9	126	600	21.00
29.36	6	9	121	600	20.17
29.23	5	10	162	600	27.00
29.41	5	10	125	600	20.83
29.45	4	11	72	400	18.00
29.37	3	12	134	600	22.33






**Men's P-1-Lowell Wiggins**



**Men's P-2-Craig Schadler**



**Men's P-3-Larry Seaman**

Pos.	Name	State
1.	Lowell Wiggins	IN
2.	Frank LaFountain	NY
3.	Steve Frost	ME
4.	Jack Baker Sr.	NH
5.	Dillard Sturgill	IN
6.	Craig Taylor	NY
7.	Joseph Karpel	MO
8.	Tom Costello	MA
9.	Dan Tompkins	OH
10.	Tom Courtney	MA
11.	Dan Long	OH
12.	Gordon Carpenter	NY
13.	Tom Dauber	PA
14.	Bob Fowler	OH
15.	Ralph Long	OH
16.	Leo Basler	MO

**MENS DIVISION P1 1999 WORLD**

EntAv	W	L	R	SP	%
28.94	12.5	2.5	199	600	33.17
28.41	11	4	157	600	26.17
28.94	9	6	157	600	26.17
28.39	9	6	140	600	23.33
28.82	9	6	132	600	22.00
28.51	8	7	147	600	24.50
28.46	8	7	139	600	23.17
28.84	8	7	107	600	17.83
28.81	7.5	7.5	143	600	23.83
28.68	7	8	149	600	24.83
28.88	7	8	148	600	24.67
28.58	7	8	133	600	22.17
28.75	6	9	146	600	24.33
28.67	5	10	135	600	22.50
28.88	5	10	110	600	18.33
28.48	1	14	51	600	8.50

1.	Craig C Schadler	NY
2.	Louis Gilbert	PA
3.	Ed Lee	MD
4.	Craig Malcott	NY
5.	Tom Winland	OH
6.	Gene Pettit	OH
7.	Gary Arledge	OH
8.	Willard Williams	TN
9.	Ted Tuns	ON
10.	Clyde Cade	OH
11.	David Cowgill	WV
12.	Bill Kiser	GA
13.	Tom Steinke	WI
14.	Ray Roseboom	ON
15.	Randy Heath	IL

**MENS DIVISION P2 1999 WORLD**

EntAv	W	L	R	SP	%
28.15	14	1	233	600	38.83
27.67	11.5	3.5	214	600	35.67
27.69	11	4	200	600	33.33
27.74	11	4	185	600	30.83
28.28	10	5	182	600	30.33
28.11	9.5	5.5	164	600	27.33
28.15	8.5	6.5	171	600	28.50
27.81	8	7	129	600	21.50
27.95	8	7	119	600	19.83
27.76	7.5	7.5	137	600	22.83
28.12	7	8	154	600	25.67
27.52	5	10	109	600	18.17
27.58	4	11	97	600	16.17
28.35	4	11	90	600	15.00
28.38	1	14	45	600	7.50

1.	Larry P Seaman	NY
2.	Buddy Ayer	GA
3.	Paul Hooper	NY
4.	John Loyd	MO
5.	Clyde Rains	IA
6.	Kevin Wolfenden	NJ
7.	Ed Waymire	OH
8.	James 'Gig' Kimmett	OH
9.	LaVerne Gerdes	NE
10.	John DeVault	IL
11.	Richard Thompson	GA
12.	Mark Stevens	AL
13.	Lee McCumsey	IL
14.	Rodney Keller	PA
15.	John Stephenson	MI

**MENS DIVISION P3 1999 WORLD**

EntAv	W	L	R	SP	%
27.37	13	2	150	600	25.00
26.05	12	3	150	600	25.00
27.25	11.5	3.5	158	600	26.33
26.99	10.5	4.5	150	600	25.00
27.20	10	5	173	600	28.83
26.83	10	5	170	600	28.33
27.44	10	5	137	600	22.83
27.44	10	5	132	600	22.00
27.14	8	7	150	600	25.00
27.22	6.5	8.5	143	600	23.83
27.03	5	10	86	600	14.33
27.28	4	11	97	600	16.17
26.79	4	11	79	600	13.17
26.83	3.5	11.5	124	600	20.67
26.81	2	13	67	600	11.17





**Men's Q-1-Randy Liette**



**Men's Q-2-Harold Garner**



**Men's Q-3-Mauno Backa**

Pos.	Name	State
1.	Randy Liette	OH
2.	Jerry Kamps	WI
3.	Ron O'Haver	IN
4.	Robert A Jewett	OH
5.	Jerry Kaczmarczyk	MI
6.	Steve Moening	OH
7.	Cotton Thomas	MD
8.	Phil Brumbaugh	OK
9.	Charles White	MA
10.	Tommy Holleman	NC
11.	Jesse Irvin	IL
12.	Ed Schooley	OH
13.	Richard Espitee	FL
14.	Malvin Alkire	IN
15.	Robert Carr	MI
16.	Bob Wright	NJ

**MENS DIVISION Q1 1999 WORLD**

EntAv	W	L	R	SP	%
25.95	13	2	178	600	29.67
26.75	12	3	155	600	25.83
26.65	11	4	150	600	25.00
26.46	10	5	155	600	25.83
26.50	10	5	144	600	24.00
26.57	9.5	5.5	171	600	28.50
26.75	8	7	134	600	22.33
26.16	8	7	130	600	21.67
26.50	8	7	122	600	20.33
26.29	6	9	136	600	22.67
26.58	6	9	119	600	19.83
26.22	5	10	129	600	21.50
26.58	5	10	98	600	16.33
26.24	4.5	10.5	105	600	17.50
26.74	3	12	61	600	10.17
25.99	1	14	103	600	17.17

1.	Harold Garner	IA
2.	Jerry Hammond	OH
3.	Charles Pendleton	FL
4.	Steve Boswell	MO
5.	John Press	IL
6.	Eugene Reasor	NY
7.	Paul Lloyd	NC
8.	Ken Wilson	OH
9.	Donald J LaFavers	FL
10.	Jack Miller	OH
11.	Bob L Jewett	OH
12.	Gary Dennis	MI
13.	Mike McLain	IN
14.	Harvey Wobbe	MO
15.	Herb Rielinger	OH
16.	Clement Michaud	IL

**MENS DIVISION Q2 1999 WORLD**


EntAv	W	L	R	SP	%
25.94	13	2	195	600	32.50
25.67	12.5	2.5	150	600	25.00
25.51	11.5	3.5	187	600	31.17
25.75	10.5	4.5	161	600	26.83
25.62	10	5	168	600	28.00
25.65	7.5	7.5	158	600	26.33
25.93	7.5	7.5	142	600	23.67
25.95	7.5	7.5	135	600	22.50
25.50	7	8	160	600	26.67
25.76	7	8	131	600	21.83
25.67	6	9	125	600	20.83
25.79	6	9	104	600	17.33
25.43	5	10	114	600	19.00
25.64	4	11	95	600	15.83
25.84	3	12	104	600	17.33
25.95	2	13	81	600	13.50

1.	Mauno Backa	ON
2.	Roger Doering	IL
3.	Rick Minkema	MA
4.	Anthony Stafford	OH
5.	Don Fleissner	KY
6.	Sid Nute Sr.	CT
7.	Joe Zoromskis	WI
8.	Bill Garner	MO
9.	Johnny Egeland	MO
10.	Glen Erb	ON
11.	Dave Thompson	IN
12.	Ted Huntsmen	OH
13.	Bill Wordel	IL
14.	Jim Wech	PA
15.	Lee Wilcox	FL
16.	Jack Needham	PA

**MENS DIVISION Q3 1999 WORLD**

EntAv	W	L	R	SP	%
24.88	11.5	3.5	137	600	22.83
25.19	11	4	194	600	32.33
24.80	10	5	166	600	27.67
25.30	10	5	158	600	26.33
25.05	10	5	142	600	23.67
25.00	9.5	5.5	129	600	21.50
24.88	9	6	131	600	21.83
24.93	8	7	116	600	19.33
24.82	7.5	7.5	155	600	25.83
24.88	7.5	7.5	148	600	24.67
25.34	7.5	7.5	127	600	21.17
25.15	6.5	8.5	124	600	20.67
25.14	4.5	10.5	116	600	19.33
25.20	3.5	11.5	96	600	16.00
25.25	3.5	11.5	81	600	13.50
24.83	0.5	14.5	90	600	15.00





**Men's R-1-Alfred Kaisershot**



**Mens R-2-Alan Jones**



**Men's R-3-Stephen Burger**

Pos.	Name	State
1.	Alfred Kaisershot	IL
2.	Brandon Savage	PA
3.	Lew Carpenter	SD
4.	Lowell Swick	IN
5.	Jerry Monticue	IN
6.	William W Day	NY
7.	Harold Skip Bowden	MO
8.	Richard Schaefer	MI
9.	Bill Oberhaus	OH
10.	Robert Jodrey	OH
11.	Chuck Mellott	NC
12.	Gary Wilson	NV
13.	Frank Shaffer	OH
14.	David Evanczik	NY
15.	David Lord	ME
16.	Wayne Roope	NC

**MENS DIVISION R1 1999 WORLD**

EntAv	W	L	R	SP	%
24.24	13	2	119	600	19.83
24.70	12.5	2.5	204	600	34.00
24.35	12.5	2.5	150	600	25.00
24.52	11	4	135	600	22.50
24.58	9	6	141	600	23.50
24.32	9	6	136	600	22.67
24.54	8	7	135	600	22.50
24.56	6.5	8.5	129	600	21.50
24.04	6.5	8.5	113	600	18.83
18.07	6	9	120	600	20.00
24.33	6	9	114	600	19.00
24.14	6	9	108	600	18.00
23.94	6	9	103	600	17.17
24.08	4	11	108	600	18.00
24.60	4	11	71	600	11.83
24.00	0	15	51	600	8.50

1.	Alan Jones	IL
2.	John Wagner	PA
3.	Gene Boy	OH
4.	Nick Schooley	FL
5.	Brian Smee	ON
6.	Garry Dawdry	ON
7.	Jerry Randall	FL
8.	Howard Austin Jr.	MA
9.	Bill Cole	GA
10.	Doug Kinney	KY
11.	Earl Simler	IL
12.	Don Hutchens	GA
13.	Charles Casey	WV
14.	David Loop	MI
15.	Gregg Craven	MO
16.	Kenneth Erb	IL

**MENS DIVISION R2 1999 WORLD**


EntAv	W	L	R	SP	%
23.91	13.5	1.5	168	600	28.00
23.13	13	2	179	600	29.83
23.20	13	2	162	600	27.00
23.44	11	4	194	600	32.33
23.68	10	5	168	600	28.00
23.32	8	7	121	600	20.17
23.74	7.5	7.5	123	600	20.50
23.92	7	8	135	600	22.50
23.29	7	8	114	600	19.00
23.66	6	9	133	600	22.17
23.30	5	10	111	600	18.50
23.83	5	10	103	600	17.17
23.72	4.5	10.5	115	600	19.17
23.79	4	11	87	600	14.50
23.18	3.5	11.5	120	600	20.00
23.71	2	13	71	600	11.83

1.	Stephen R Burger	NY
2.	Thomas Carter	GA
3.	Paul Kipp	WV
4.	Jerry Campbell	OH
5.	Albert Green	FL
6.	Carlton W Young	PA
7.	John R. Franklin	FL
8.	Tom Lyons	OH
9.	Robert Zwarka	MI
10.	Carl Scott	FL
11.	Jim Quist	WA
12.	F. Pete Bennett	OH
13.	Aime Etienne	ON
14.	Harless Kampe	MO
15.	Ernie Rakstad	IL

**MEN S DIVISION R3 1999 WORLD**

EntAv	W	L	R	SP	%
22.28	13	3	175	640	27.34
22.03	12	4	146	640	22.81
22.26	11	4	137	600	22.83
22.87	10.5	4.5	130	600	21.67
23.05	10	5	102	600	17.00
22.05	9	6	151	600	25.17
22.69	8.5	6.5	96	600	16.00
22.59	8	7	143	600	23.83
22.08	8	7	124	600	20.67
22.13	7	8	116	600	19.33
22.81	6.5	8.5	90	600	15.00
22.01	5.5	9.5	87	600	14.50
23.04	4	11	120	600	20.00
22.58	4	11	88	600	14.67
22.31	4	11	87	600	14.50





**Men's S-1-Brady Craven**



**Men's S-2-Inge Byrkjeland**




**Men's S-3-Jerry Brode**

MENS DIVISION S1 1999 WORLD								
Pos.	Name	State	EntAv	W	L	R	SP	%
1.	Brady Craven	MO	21.40	14	1	173	600	28.83
2.	Guy Fleming	WI	20.98	11.5	3.5	126	600	21.00
3.	David Wolfe	IN	21.98	10.5	4.5	113	600	18.83
4.	Lyle Dorler	NY	21.59	10	5	132	600	22.00
5.	Doug Rojewski	OH	21.28	10	5	112	600	18.67
6.	Bill Carter	OH	21.01	9	6	134	600	22.33
7.	Al Pence	OH	21.18	8.5	6.5	144	600	24.00
8.	Pete Couture	ON	20.91	8.5	6.5	126	600	21.00
9.	Bob Reichard	OH	21.76	8	7	89	400	22.25
10.	Mike Keller	PA	21.98	7.5	7.5	131	600	21.83
11.	Rich Contreras	IL	21.97	7	8	109	600	18.17
12.	Dean Baxter	WI	21.76	6.5	8.5	104	600	17.33
13.	Ken Hartman	OH	21.73	5.5	9.5	69	600	11.50
14.	Roy Franke	IL	21.09	2.5	12.5	92	600	15.33
15.	Ronald Walker	NY	20.95	0	14	20	280	7.14


MENS DIVISION S2 1999 WORLD								
Pos.	Name	State	EntAv	W	L	R	SP	%
1.	Inge Byrkjeland	NOR	20.00	15	0	143	600	23.83
2.	Clem Eckstein	OH	19.91	11.5	3.5	136	600	22.67
3.	Homer Cain	OK	20.45	10	5	122	600	20.33
4.	Dave Nadolski	OH	20.11	10	5	102	600	17.00
5.	Vernon Rosenbery	IL	20.68	9.5	5.5	109	600	18.17
6.	William E. Weaver	IA	20.19	9	6	122	600	20.33
7.	John R Swan	FL	19.87	8.5	6.5	107	600	17.83
8.	Ralph Miller	KY	20.89	7.5	7.5	93	600	15.50
9.	Aaron Knittle	OH	20.65	7.5	7.5	90	600	15.00
10.	Ernest Ellermann Jr.	MO	20.59	7	8	107	600	17.83
11.	George L Corson	FL	20.84	6.5	8.5	79	600	13.17
12.	Tom McGavock	IL	20.37	6	9	84	600	14.00
13.	George Rose	OH	20.90	4	11	84	600	14.00
14.	John Schatz	OH	19.85	4	11	71	600	11.83
15.	Jim Gorth	CA	20.41	3	12	92	600	15.33
16.	Ralph Klauka	MI	20.77	1	14	49	600	8.17

MENS DIVISION S3 1999 WORLD								
Pos.	Name	State	EntAv	W	L	R	SP	%
1.	Jerry Brode	NJ	19.55	13	2	138	600	23.00
2.	Joe Shipula	NJ	18.42	11.5	3.5	98	600	16.33
3.	Ted Waymire	OH	19.28	10	5	106	600	17.67
4.	Joseph Page	PA	18.09	9.5	5.5	126	600	21.00
5.	Robert Eichenberg	MI	19.75	9	6	108	600	18.00
6.	John Brubaker	OH	19.47	9	6	86	600	14.33
7.	Kenyon Hopkins Jr.	NY	17.83	8	7	100	600	16.67
8.	Norm Hagey	CA	18.98	8	7	93	600	15.50
9.	Charles Parker	IN	19.30	8	7	86	600	14.33
10.	Jerry Dugan	KS	18.79	8	7	78	600	13.00
11.	Stanley M Gniadek	IN	18.14	6	9	100	600	16.67
12.	Chuck Downing	OH	18.90	6	9	79	600	13.17
13.	Leonard Roskam	SD	18.53	6	9	77	600	12.83
14.	Paul Hagen	ND	18.55	4	11	66	600	11.00
15.	Roger Nevells	ME	19.83	4	11	62	600	10.33






**Men's T-1—Steven Spears**



**Men's T-2—Guy Rider**



**Men's T-3—Jim Eldred**

MENS DIVISION T1 1999 WORLD								
Pos.	Name	State	EntAv	W	L	R	SP	%
1.	Steven Spears	NY	17.59	12	4	129	640	20.16
2.	Denver Williamson	OH	17.75	11	5	117	640	18.28
3.	Paul Jacques	ME	15.94	10.5	4.5	131	600	21.83
4.	Jerry Febus	OH	16.76	10.5	4.5	117	600	19.50
5.	Tom Heath	IL	15.98	10.5	4.5	97	600	16.17
6.	Jim Bacon	MD	17.48	10.5	4.5	85	600	14.17
7.	Bill Smith	OH	17.46	9.5	5.5	111	600	18.50
8.	Jerry Keck	IN	16.80	8	7	110	600	18.33
9.	Bob Hammer	OH	16.78	8	7	95	600	15.83
10.	Richard Beaver	FL	16.45	8	7	84	600	14.00
11.	Dave Waltman	IN	16.25	7.5	7.5	86	600	14.33
12.	Melvin C Luther	NY	16.19	5	10	45	600	7.50
13.	Aloys Larger	OH	16.61	4	11	49	600	8.17
14.	Henry Allen	IN	16.06	2	13	62	600	10.33
15.	Donald Marquardt	IL	15.98	2	13	59	600	9.83
16.	Larry L. Stewart Sr.	PA	17.60	2	13	57	600	9.50

MENS DIVISION T2 1999 WORLD								
Pos.	Name	State	EntAv	W	L	R	SP	%
1.	Guy Rider	PA	14.52	13	2	81	600	13.50
2.	Ken Wood	WI	14.40	12	3	96	600	16.00
3.	Dennis Rusho	NE	15.42	11	4	110	600	18.33
4.	Joel Moreland	CO	15.61	11	4	108	600	18.00
5.	Bo Cobb	ME	11.28	9	6	90	600	15.00
6.	Darrell Skinner	IN	12.40	9	6	73	600	12.17
7.	Loren Smith	OH	13.31	8	7	88	600	14.67
8.	Lud Hanczar	PA	13.92	8	7	68	600	11.33
9.	Gerald Ramey	NC	13.66	7.5	7.5	100	600	16.67
10.	James Perry	NY	12.94	7.5	7.5	84	600	14.00
11.	David Belle	MA	11.52	6	9	83	600	13.83
12.	James Morris	IN	15.38	5.5	9.5	76	600	12.67
13.	Ron Wischmeyer	OH	14.90	4.5	10.5	36	456	7.89
14.	Bill Hayward	NE	12.60	4	11	38	600	6.33
15.	John Green	OH	12.47	3	12	61	600	10.17
16.	Mike Myers	SC	13.60	1	14	43	600	7.17

MENS DIVISION T3 1999 WORLD								
Pos.	Name	State	EntAv	W	L	R	SP	%
1.	Jim Eldred	PA	11.00	13.5	1.5	114	600	19.00
2.	Don Born	OH	7.42	12	3	90	600	15.00
3.	Kenny Clark	OH	9.01	11.5	3.5	35	600	5.83
4.	Ron Sprouse	OH	8.53	10.5	4.5	52	600	8.67
5.	Elden Vannoy Jr	VA	10.97	10	5	83	600	13.83
6.	Clayton Bushman	IN	8.46	10	5	47	600	7.83
7.	John Lyle	CO	10.67	9.5	5.5	63	600	10.50
8.	Larry Fouche	IN	11.05	9	6	60	600	10.00
9.	David Orndorff	VA	10.94	8	7	43	600	7.17
10.	Scott Lawrence	OH	6.45	7.5	7.5	34	600	5.67
11.	Bart Say	OH	7.17	6.5	8.5	39	600	6.50
12.	Jim Drake	PA	5.52	6	9	33	600	5.50
13.	Jeff Gorrill	OH	7.84	3	12	11	600	1.83
14.	Ronald Stirland	FL	8.30	2	13	25	600	4.17





# SENIOR MENS DIVISION CHAMPIONSHIP CLASS

## Ed Arionus

Pos.	Name	State	EntAv	W	L	R	SP	%
1.	Ed Arionus	TX	68.09	9	2	439	652	67.33
2.	John Brown	OH	70.00	7	4	384	600	64.00
3.	Robert Garber Jr.	OH	63.67	7	4	358	574	62.37
4.	Bob Lautenschleger	OH	65.00	6	5	384	628	61.15
5.	Ken Pogue	MO	58.33	6	5	352	576	61.11
6.	Howard Weitzel	SK	65.67	6	5	370	606	61.06
7.	Jim Riley	OH	59.67	6	5	380	636	59.75
8.	Ralph Guffey	IN	57.83	5	6	374	632	59.18
9.	Bob Graham	TX	57.83	5	6	365	630	57.94
10.	John Knapp Sr	OH	60.00	3	8	312	524	59.54
11.	Glenn Brown	NY	66.83	3	8	356	646	55.11
12.	John Bogardus	NY	62.33	3	8	324	596	54.36

### SENIOR MENS DIVISION - CHAMPIONSHIP CLASS 1999 WORLD

1. Ed Arionus-TX					2. John Brown-OH				
OPPONENT	SCORE	R	SP	%	OPPONENT	SCORE	R	SP	%
1. Ken Pogue-MO	42/38	43	68	63.2	1. Bob Graham-TX	42/36	47	72	65.3
2. Jim Riley-OH	31/41	41	66	62.1	2. Ralph Guffey-I	40/37	40	66	60.6
3. John Knapp Sr	43/10	34	44	77.3	3. Ken Pogue-MO	40/33	40	64	62.5
4. John Bogardus-	40/36	45	66	68.2	4. Jim Riley-OH	42/14	38	48	79.2
5. Bob Graham-TX	33/40	44	70	62.9	5. John Knapp Sr-	23/40	32	48	66.7
6. Ralph Guffey-I	41/33	46	68	67.6	6. John Bogardus-	27/40	33	54	61.1
7. Bob Lautenschl	45/22	52	70	74.3	7. Robert Garber	40/29	33	50	66.0
8. Howard Weitzel	41/16	33	48	68.8	8. Bob Lautenschl	32/41	33	58	56.9
9. Glenn Brown-NY	44/27	39	60	65.0	9. Howard Weitzel	41/32	36	52	69.2
10. John Brown-OH	41/10	28	38	73.7	10. Ed Arionus-TX	10/41	19	38	50.0
11. Robert Garber	41/27	34	54	63.0	11. Glenn Brown-NY	42/19	33	50	66.0
W-9 L-2	442	439	652	67.3	W-7 L-4	379	384	600	64.0



<b>3.Robert Garber Jr.-OH</b>					<b>4.Ken Pogue-MO</b>					<b>OPPO-</b>
<b>NENT</b>	<b>SCORE</b>	<b>R</b>	<b>SP</b>	<b>%</b>	<b>OPPONENT</b>	<b>SCORE</b>	<b>R</b>	<b>SP</b>	<b>%</b>	
1.John Bogardus-	16/42	34	62	54.8	1.Ed Arionus-TX	38/42	41	68	60.3	
2.Bob Graham-TX	42/29	30	48	62.5	2.Glenn Brown-NY	42/22	44	70	62.9	
3.Ralph Guffey-I	43/30	39	54	72.2	3.John Brown-OH	33/40	40	64	62.5	
4.Ken Pogue-MO	23/41	35	52	67.3	4.Robert Garber	41/23	41	52	78.8	
5.Jim Riley-OH	42/36	45	68	66.2	5.Bob Lautenschl	40/11	31	42	73.8	
6.John Knapp Sr-	40/12	26	38	68.4	6.Howard Weitzel	41/24	24	38	63.2	
7.John Brown-OH	29/40	28	50	56.0	7.John Knapp Sr-	41/14	32	40	80.0	
8.Glenn Brown-NY	40/10	27	44	61.4	8.Jim Riley-OH	36/42	28	52	53.8	
9.Bob Lautenschl	43/22	33	50	66.0	9.John Bogardus-	42/17	23	44	52.3	
10.Howard Weitzel	40/31	31	54	57.4	10.Bob Graham-TX	25/42	29	56	51.8	
11.Ed Arionus-TX	27/41	30	54	55.6	11.Ralph Guffey-I	18/41	19	50	38.0	
W-7 L-4	385	358	574	62.4	W-6 L-5	370	384	628	61.1	
<b>5.Howard Weitzel-SK</b>					<b>6.Bob Lautenschleger-OH</b>					
1.Jim Riley-OH	42/23	37	52	71.2.	1.John Knapp Sr-	40/33	43	62	69.4	
2.John Knapp Sr-	42/31	38	58	65.5	2.John Bogardus-	40/34	30	48	62.5	
3.John Bogardus-	40/27	32	50	64.0	3.Bob Graham-TX	31/40	44	68	64.7	
4.Bob Graham-TX	41/30	32	52	61.5	4.Ralph Guffey-I	40/22	28	48	58.3	
5.Ralph Guffey-I	42/33	47	72	65.3.	5.Ken Pogue-MO	11/40	22	42	52.4	
6.Ken Pogue-MO	24/41	18	38	47.4	6.Jim Riley-OH	43/34	39	60	65.0	
7.Glenn Brown-NY	42/39	41	70	58.6	7.Ed Arionus-TX	22/45	46	70	65.7	
8.Ed Arionus-TX	16/41	25	48	52.	8.John Brown-OH	41/32	36	58	62.1	
9.John Brown-OH	32/41	33	52	63.5	9.Robert Garber	22/43	26	50	52.0	
10.Robert Garber	31/40	30	54	55.6	10.Glenn Brown-NY	39/44	33	62	53.2	
11.Bob Lautenschl	37/41	37	60	61.7	11.Howard Weitzel	41/37	37	60	61.7	
W-6 L-5	397	352	576	61.1	W-6 L-5	389	370	606	61.1	
<b>7.Jim Riley-OH</b>					<b>8.Ralph Guffey-IN</b>					
1.Howard Weitzel	23/42	31	52	59.6	1.Glenn Brown-NY	41/24	29	44	65.9	
2.Ed Arionus-TX	41/31	46	66	69.7	2.John Brown-OH	37/40	39	66	59.1	
3.Glenn Brown-NY	41/34	40	66	60.6	3.Robert Garber	30/43	34	54	63.0	
4.John Brown-OH	14/42	29	48	60.4	4.Bob Lautenschl	22/40	22	48	45.8	
5.Robert Garber	36/42	43	68	63.2	5.Howard Weitzel	33/42	44	72	61.1	
6.Bob Lautenschl	34/43	37	60	61.7	6.Ed Arionus-TX	33/41	44	68	64.7	
7.Ralph Guffey-I	27/42	32	64	50.0	7.Jim Riley-OH	42/27	36	64	56.3	
8.Ken Pogue-MO	42/36	30	52	57.7	8.John Bogardus-	41/29	35	54	64.8	
9.John Knapp Sr-	41/33	34	52	65.4	9.Bob Graham-TX	27/40	31	56	55.4	
10.John Bogardus-	40/19	24	54	44.4	10.John Knapp Sr-	43/24	34	56	60.7	
11.Bob Graham-TX	40/15	34	54	63.0	11.Ken Pogue-MO	41/18	26	50	52.0	
W-6 L-5	379	380	636	59.7	W-5 L-6	390	374	632	59.2	
<b>9.Bob Graham-TX</b>					<b>10.John Knapp Sr-OH</b>					
1.John Brown-OH	36/42	45	72	62.5	1.Bob Lautenschl	33/40	41	62	66.1	
2.Robert Garber	29/42	27	48	56.3	2.Howard Weitzel	31/42	34	58	58.6	
3.Bob Lautenschl	40/31	46	68	67.6	3.Ed Arionus-TX	10/43	23	44	52.3	
4.Howard Weitzel	30/41	27	52	51.9	4.Glenn Brown-NY	22/41	34	58	58.6	
5.Ed Arionus-TX	40/33	44	70	62.9	5.John Brown-OH	40/23	38	48	79.2	
6.Glenn Brown-NY	33/40	27	56	48.2	6.Robert Garber	12/40	17	38	44.7	
7.John Bogardus-	41/35	38	64	59.4	7.Ken Pogue-MO	14/41	23	40	57.5	
8.John Knapp Sr-	20/42	14	34	41.2	8.Bob Graham-TX	42/20	22	34	64.7	
9.Ralph Guffey-I	40/27	35	56	62.5	9.Jim Riley-OH	33/41	32	52	61.5	
10.Ken Pogue-MO	42/25	34	56	60.7	10.Ralph Guffey-I	24/43	27	56	48.2	
11.Jim Riley-OH	15/40	28	54	51.9	11.John Bogardus-	42/12	21	34	61.8	
W-5 L-6	366	365	630	57.9	W-3 L-8	303	312	524	59.5	
<b>11.Glenn Brown-NY</b>					<b>12.John Bogardus-NY</b>					
1.Ralph Guffey-I	24/41	25	44	56.8	1.Robert Garber	42/16	41	62	66.1	
2.Ken Pogue-MO	22/42	40	70	57.1	2.Bob Lautenschl	34/40	27	48	56.3	
3.Jim Riley-OH	34/41	37	66	56.1	3.Howard Weitzel	27/40	26	50	52.0	
4.John Knapp Sr-	41/22	40	58	69.0	4.Ed Arionus-TX	36/40	44	66	66.7	
5.John Bogardus-	33/41	39	66	59.1	5.Glenn Brown-NY	41/33	42	66	63.6	
6.Bob Graham-TX	40/33	29	56	51.8	6.John Brown-OH	40/27	35	54	64.8	
7.Howard Weitzel	39/42	37	70	52.9	7.Bob Graham-TX	35/41	35	64	54.7	
8.Robert Garber	10/40	17	44	38.6	8.Ralph Guffey-I	29/41	32	54	59.3	
9.Ed Arionus-TX	27/44	33	60	55.0	9.Ken Pogue-MO	17/42	15	44	34.1	
10.Bob Lautenschl	44/39	35	62	56.5	10.Jim Riley-OH	19/40	17	54	31.5	
11.John Brown-OH	19/42	24	50	48.0	11.John Knapp Sr-	12/42	10	34	29.4	
W-3 L-8	333	356	646	55.1	W-3 L-8	332	324	596	54.4	






**Sr. Men's A—Robert Garber Jr.**



**Sr. Men's B—Darle Esh**



**Sr. Men's C—Jim Harris**

**SENIOR MENS DIVISION A FINALS 1999 WORLD**

Pos.	Name	State	EntAv	W	L	R	SP	%
1.	Robert Garber Jr.	OH	61.87	11.5	3.5	382	600	63.67
2.	John Brown	OH	68.42	11	4	420	600	70.00
3.	Glenn Brown	NY	60.02	11	4	401	600	66.83
4.	Ed Arionus	TX	68.09	11	4	398	600	66.33
5.	John Bogardus	NY	66.56	10	5	374	600	62.33
6.	Howard Weitzel	SK	71.63	9	6	394	600	65.67
7.	Bob Lautenschleger	OH	62.18	9	6	390	600	65.00
8.	Jim Riley	OH	60.29	7.5	7.5	358	600	59.67
9.	Tom Decker	PA	66.57	6.5	8.5	329	600	54.83
10.	James Norville	MI	64.07	6.5	8.5	326	600	54.33
11.	John Knapp Sr.	OH	63.01	6	9	360	600	60.00
12.	Ken Pogue	MO	64.73	5.5	9.5	350	600	58.33
13.	Dave Hummel	OH	60.30	5	10	309	600	51.50
14.	Bob Graham	TX	59.95	4.5	10.5	347	600	57.83
15.	Clair Bruce	PA	60.57	4	11	337	600	56.17
16.	Art Sperber	WA	60.05	2	13	319	600	53.17


**SENIOR MENS DIVISION B FINALS 1999 WORLD**

1.	Darle Esh	PA	58.18	12	3	336	600	56.00
2.	Dave Loucks	CA	55.74	11.5	3.5	338	600	56.33
3.	Lawrence Miller	OH	57.28	11	4	345	600	57.50
4.	Ralph Guffey	IN	58.05	10	5	347	600	57.83
5.	Elwyn Cooper	MO	59.17	10	5	306	600	51.00
6.	Paul McCreery	TX	59.51	9.5	5.5	326	600	54.33
7.	Bill Brown	CA	58.63	8.5	6.5	332	600	55.33
8.	Ken Walters	OH	59.15	8.5	6.5	311	600	51.83
9.	Ron Hassler	MO	56.99	8	7	331	600	55.17
10.	Don Brown	OH	59.10	7	8	340	600	56.67
11.	Glen E Hoppes	FL	58.07	7	8	315	600	52.50
12.	Robert Zumbahlen	FL	58.02	4	11	285	600	47.50
13.	Leo Buell	IA	59.13	4	11	272	600	45.33
14.	Robert Williams	AR	55.30	4	11	270	600	45.00
15.	Junior Goodwin	MD	59.43	3	12	204	480	42.50
16.	Norman Rousey	AK	55.89	2	13	248	600	41.33


**SENIOR MENS DIVISION C FINALS 1999 WORLD**

1.	Jim Harris	AL	54.31	12.5	2.5	320	600	53.33
2.	Clarence Dixon	PA	53.95	11	4	339	600	56.50
3.	David N Scott	NY	53.64	10.5	4.5	297	600	49.50
4.	Larry Smith	ND	53.83	10	5	314	600	52.33
5.	Len Hofmann	ND	53.38	9.5	5.5	322	600	53.67
6.	Edwin F Fox	FL	50.66	9	6	279	600	46.50
7.	James K. Campbell	MI	53.77	8	7	305	600	50.83
8.	Larry Markle	ON	52.72	8	7	293	600	48.83
9.	Dick Honigford	OH	52.46	7.5	7.5	259	600	43.17
10.	Wilf Donald	AB	54.77	7	8	279	600	46.50
11.	Jim McCombs	OH	54.70	7	8	236	600	39.33
12.	Jack Myers	PA	50.30	6	9	256	600	42.67
13.	Ralph Cantrell	FL	50.48	5	10	242	600	40.33
14.	Ted Paver	IN	51.26	5	10	230	600	38.33
15.	Paul Burkitt	OH	51.36	3	12	238	600	39.67
16.	Robert E Russell	WV	51.55	1	14	215	600	35.83





**Sr. Men's D—Harold Gaston**



**Sr. Men's E—Charles Phipps**



**Sr. Men's F—Leonard Platero**

**SENIOR MENS DIVISION D FINALS 1999 WORLD**

Pos.	Name	State	EntAv	W	L	R	SP	%
1.	Harold Gaston	OK	47.79	12	3	283	600	47.17
2.	Edward Guyer	OH	48.10	12	3	306	600	51.00
3.	Gary Reed	IA	45.83	11.5	3.5	271	600	45.17
4.	John Austin	OH	46.50	11	4	262	600	43.67
5.	Jim Hurst	OH	48.81	9.5	5.5	252	600	42.00
6.	Paul Rohrs	OH	49.81	9	6	215	600	35.83
7.	Paul Kurleman	OH	49.75	8.5	6.5	228	600	38.00
8.	Dick Guill	OH	48.43	8	7	243	600	40.50
9.	Cliff Troullier	WI	47.15	7	8	232	600	38.67
10.	Dave Ackley	OH	49.11	7	8	171	600	28.50
11.	Stanley Towne	NY	48.71	6	9	177	600	29.50
12.	Bearl Bruffett	IL	46.72	5	10	199	600	33.17
13.	Norman Ameling	FL	48.25	5	10	182	600	30.33
14.	Ralph Matchko	MI	49.14	4.5	10.5	188	600	31.33
15.	Ed Bell Jr.	IL	46.62	4	11	218	600	36.33

**SENIOR MENS DIVISION E FINALS 1999 WORLD**

1.	Charles Phipps	IA	45.81	12	3	250	600	41.67
2.	Roy E Booker	FL	45.37	11	4	256	600	42.67
3.	Ken Woolery	CA	43.66	11	4	230	600	38.33
4.	John Meikle	PA	44.93	10	5	226	600	37.67
5.	Thomas Reid	IL	45.56	10	5	218	600	36.33
6.	Ted Rohde	WI	43.26	10	5	216	600	36.00
7.	Duane Gillin	MI	42.83	8.5	6.5	209	600	34.83
8.	Robert Wells	MI	45.38	8	7	215	600	35.83
9.	Bill Hoblet	MI	44.15	7	8	200	600	33.33
10.	Jack Adams	SK	42.98	6.5	8.5	219	600	36.50
11.	Rich Hoerst	OH	45.73	6	9	218	600	36.33
12.	Glen Dennison	PA	43.08	5	10	193	600	32.17
13.	Fred Barfield	NJ	42.89	5	10	190	600	31.67
14.	Willis Perrine	WV	42.43	5	10	178	600	29.67
15.	Steve Powers	OH	42.70	5	10	143	600	23.83

**SENIOR MENS DIVISION F FINALS 1999 WORLD**

1.	Leonard Platero	NM	41.18	12	3	259	600	43.17
2.	Delmar Doc Roberts	NE	41.85	11.5	3.5	239	600	39.83
3.	Bob Mawson	ON	39.85	10.5	4.5	217	600	36.17
4.	Harold Feasby	OH	42.17	10	5	217	600	36.17
5.	Jim Blaker	OH	40.96	10	5	202	600	33.67
6.	Robert Watson	IN	40.76	9	6	199	600	33.17
7.	Tom Wildermuth	OH	39.27	8.5	6.5	198	600	33.00
8.	Charles Jordan	TX	42.18	8.5	6.5	172	600	28.67
9.	Larry Knueven	OH	40.63	7.5	7.5	171	600	28.50
10.	Russ Sorensen	FL	40.78	7	8	166	600	27.67
11.	Max Roseberry	OH	40.01	7	8	129	600	21.50
12.	Archie Filley	ND	40.32	5	10	169	600	28.17
13.	Leslie Dusek	IN	40.05	5	10	144	600	24.00
14.	Elbert Hawkins	MI	40.52	3.5	11.5	175	600	29.17
15.	Robert Crorey	MI	41.89	3	11	114	400	28.50
16.	Gene Burlingame	IA	40.94	1	13	74	280	26.43






**Sr. Men's G—Ollie Covington**



**Sr. Men's H—Bill Matey**



**Sr. Men's I—Warren Williams**

**SENIOR MENS DIVISION G FINALS 1999 WORLD**

Pos.	Name	State	EntAv	W	L	R	SP	%
1.	Ollie Covington	KY	39.22	12	3	240	600	40.00
2.	William Ray Hood	FL	35.31	10.5	4.5	220	600	36.67
3.	Ken Goodrick	PA	38.79	10	5	195	600	32.50
4.	F. Skip Blum	FL	36.11	9	6	204	600	34.00
5.	Dick Kale	OH	35.19	8.5	6.5	198	600	33.00
6.	Bob Schmidt	OH	36.81	8.5	6.5	167	600	27.83
7.	Jim Haupt	WI	36.14	8	7	199	600	33.17
8.	Paul Bernard	OH	38.03	8	7	190	600	31.67
9.	Clarence Dalton	OH	37.90	8	7	183	600	30.50
10.	Percy Oliver	KS	35.27	7.5	7.5	175	600	29.17
11.	Charlie Jones	OH	39.27	7	8	155	600	25.83
12.	Rich Cook	OH	37.09	6.5	8.5	176	600	29.33
13.	Tom Flowers	OH	35.65	6	9	202	600	33.67
14.	Rudy Von Dach	OH	34.85	5.5	9.5	168	600	28.00
15.	J. Fred Brown	OH	37.15	4	11	139	400	34.75
16.	Earl Paulson	WI	37.69	1	14	66	600	11.00

**SENIOR MENS DIVISION H FINALS 1999 WORLD**

1.	Bill Matey	WI	34.52	11.5	3.5	193	600	32.17
2.	Norman Ed Herald	FL	32.89	11	4	212	600	35.33
3.	Dick Flowers	OH	32.36	10	5	189	600	31.50
4.	Ken Martin	KS	33.27	10	5	176	600	29.33
5.	Jerry Griggs	MO	32.22	10	5	140	600	23.33
6.	Carl Mercer	CA	33.45	9	6	201	600	33.50
7.	Howard Kesler	OH	32.11	9	6	173	600	28.83
8.	Robert E Volles	FL	32.36	9	6	170	600	28.33
9.	Shirley L Ingles	FL	32.34	8.5	6.5	165	600	27.50
10.	Dave Tabler	OH	33.24	8	7	142	600	23.67
11.	Gene Steinke	OH	31.93	6	9	150	600	25.00
12.	Glen A. Sandquist	MN	34.47	5	10	128	600	21.33
13.	Walter Busse	MN	32.19	5	10	116	600	19.33
14.	Bob Giselbach	GA	32.20	3	12	127	600	21.17
15.	Ken Carpenter	TX	32.85	3	12	113	600	18.83
16.	Marvin Rickert	NE	33.73	2	13	39	240	16.25

**SENIOR MENS DIVISION I FINALS 1999 WORLD**

1.	Warren Williams	NV	29.90	12	3	202	600	33.67
2.	Gene Argabright	NC	29.94	11	4	180	600	30.00
3.	Ronald Thibeaut	FL	31.17	10.5	4.5	146	600	24.33
4.	Joseph L Patterson	IN	30.86	10	5	199	600	33.17
5.	Ronald Boltz	FL	31.05	10	5	148	600	24.67
6.	Douglas Peoples	MO	29.28	10	5	139	600	23.17
7.	Eddie Besser	IN	30.14	9	6	189	600	31.50
8.	Sherwood Frankhouser	PA	31.27	9	6	174	600	29.00
9.	Ray Coleman	AZ	30.17	9	6	164	600	27.33
10.	Nile Abbott	MO	30.09	8	7	128	600	21.33
11.	Ben Robinson	VA	29.25	6.5	8.5	129	600	21.50
12.	Gene Alderman	MI	29.58	6	9	148	600	24.67
13.	Max Leth	NE	29.52	3	12	101	600	16.83
14.	Elmer Looser	OH	31.84	3	12	44	320	13.75
15.	Lou Stevens	OH	30.96	2	13	96	600	16.00
16.	Don Bollock	IN	29.61	1	14	58	600	9.67





**Sr. Men's J-Fred Lavett**



**Sr. Men's K-Donald Chamberlain**



**Sr. Men's L-Howard Simplican**

**SENIOR MENS DIVISION J FINALS 1999 WORLD**

1.Fred Lavett	CA	27.71	13	3	182	640	28.44
2.Carl Massey	NC	26.51	13	4	189	684	27.63
3.Warren Church	SC	29.23	12	4	167	644	25.93
4.John Johnson	MD	28.62	11.5	3.5	167	600	27.83
5.Edward Burnside	OH	29.04	11.5	3.5	127	600	21.17
6.Carlyle E. Gricks Jr.	MO	28.38	10	5	160	600	26.67
7.Willard Fortner	OK	24.31	8.5	6.5	123	600	20.50
8.Chester McDermott	ON	25.13	8	7	133	600	22.17
9.Prentiss C. Nye Jr	FL	28.61	8	7	120	600	20.00
10.Les Holland	MN	27.66	6	9	130	600	21.67
11.Robert Colley	AL	26.13	6	9	121	600	20.17
12.Harley Tucker	OK	26.66	4.5	10.5	115	600	19.17
13.Earl Setterlund	ND	25.27	4.5	10.5	103	600	17.17
14.Howard D Dalzell	MN	24.68	3	12	103	600	17.17
15.James S George	OH	26.32	2.5	12.5	52	480	10.83

**SENIOR MENS DIVISION K FINALS 1999 WORLD**

1.Donald Chamberlain	VT	21.42	13	0	181	520	34.81
2.Ernie Coulter	CO	23.80	11	2	146	520	28.08
3.Fred Smith	MO	23.06	10	3	88	520	16.92
4.James Hann	ON	22.71	8.5	4.5	102	520	19.62
5.Lauren D Smith Sr	FL	20.75	8	5	109	520	20.96
6.Stanley Spence	PA	23.45	8	5	93	520	17.88
7.Chuck Warner	OH	19.14	8	5	81	520	15.58
8.Armand Labrecque	CT	19.88	6.5	6.5	87	520	16.73
9.Virgil Kaufman	CA	20.20	6	7	80	520	15.38
10.Robert Hobbs	OH	19.49	4	9	50	520	9.62
11.Gary Bramhill	MI	23.57	3	10	77	520	14.81
12.Mike McClaskey	KS	21.90	3	10	51	520	9.81
13.Leo S Bukowski	NY	21.25	2	11	49	520	9.42

**SENIOR MENS DIVISION L FINALS 1999 WORLD**

1.Howard Simplican	OH	17.30	14	1	94	600	15.67
2.Jim Smith	OH	18.26	12	3	131	600	21.83
3.Leon Impson	OH	18.76	12	3	110	600	18.33
4.George Elliott	OH	18.92	11.5	3.5	109	600	18.17
5.Robert Sheldon	OH	12.46	9.5	5.5	87	600	14.50
6.Lawrence Anderson	MA	14.84	9	6	79	600	13.17
7.Don Jarrett	WV	14.63	9	6	59	600	9.83
8.Ted Lovejoy	OH	16.35	8	7	75	600	12.50
9.Bill Schatz	OH	18.98	7	8	82	600	13.67
10.Asa Myers	SC	9.51	7	8	67	600	11.17
11.Gene Ewing	SD	13.14	6.5	8.5	65	600	10.83
12.Morton Lee Smith	MA	16.48	5.5	9.5	48	600	8.00
13.Al Sandham	GA	15.75	4	11	47	600	7.83
14.Jim Wilkins	MA	12.82	4	11	33	600	5.50





# ELDER 30' FOOT DIVISION CHAMPIONSHIP CLASS

## Frank Bohun

1. Frank Bohun	PA	80.50	11		582	706	82.44
2. Curly Seibold	IN	73.00	10	2	546	738	73.98
3. Bob Logan	IN	79.50	8	3	482	622	77.49
4. William Lou Rector	MO	67.50	7	4	495	648	76.39
5. Laymon Gullett	TX	77.67	7	4	483	654	73.85
6. Jim Pagliarulo	CT	75.17	6	5	470	640	73.44
7. Claude Shannah	MI	72.83	5	6	358	534	67.04
8. James Wiltse	MI	72.17	3	8	420	618	67.96
9. Don Harris	MO	68.67	3	8	429	646	66.41
10. Len Lipovsky	MN	75.67	3	8	404	618	65.37
11. Warren Woolsey	IN	68.83	3	8	348	544	63.97
12. Charles Pringle	KS	67.17	1	10	317	556	57.01

### ELDER '30' FOOT DIVISION - CHAMPIONSHIP CLASS 1999 WORLD

#### 1. Frank Bohun-PA

OPPONENT	SCORE	R	SP	%
1. Charles Pringl	41/14	39	54	72.2
2. William Lou Re	40/ 3	29	32	90.6
3. Don Harris-MO	42/16	47	56	83.9
4. Warren Woolsey	40/10	23	28	82.1
5. James Wiltse-M	41/37	80	98	81.6
6. Claude Shannah	38/41	52	70	74.3
7. Curly Seibold-	42/ 7	38	44	86.4
8. Jim Pagliarulo	41/25	65	78	83.3
9. Len Lipovsky-M	42/ 4	43	50	86.0
10. Laymon Gullett	44/ 9	46	52	88.5
11. Bob Logan-IN	42/15	59	68	86.8
12. Curly Seibold-	42/28	61	76	80.3
W-11 L-1	495	582	706	82.4

#### 2. Curly Seibold-IN

OPPONENT	SCORE	R	SP	%
1. Claude Shannah	43/30	36	52	69.2
2. Charles Pringl	42/20	50	64	78.1
3. William Lou Re	41/29	61	78	78.2
4. Don Harris-MO	42/35	64	88	72.7
5. Warren Woolsey	44/ 7	33	42	78.6
6. James Wiltse-M	42/12	30	40	75.0
7. Frank Bohun-PA	7/42	27	44	61.4
8. Bob Logan-IN	43/36	39	60	65.0
9. Jim Pagliarulo	40/21	47	64	73.4
10. Len Lipovsky-M	41/16	58	70	82.9
11. Laymon Gullett	40/13	45	60	75.0
12. Frank Bohun-PA	28/42	56	76	73.7
W-10 L-2	453	546	738	74.0



**3. Bob Logan-IN**

OPPONENT	SCORE	R	SP	%
1. William Lou Re	38/40	46	64	71.9
2. Don Harris-MO	40/7	37	44	84.1
3. Warren Woolsey	40/16	46	54	85.2
4. James Wiltse-M	42/9	30	40	75.0
5. Claude Shannah	43/7	33	40	82.5
6. Charles Pringl	41/17	38	48	79.2
7. Len Lipovsky-M	40/12	29	40	72.5
8. Curly Seibold-	36/43	38	60	63.3
9. Laymon Gullett	40/21	66	78	84.6
10. Jim Pagliarulo	41/36	68	86	79.1
11. Frank Bohun-PA	15/42	51	68	75.0

W-8 L-3 416 482 622 77.5

**5. Laymon Gullett-TX**

1. Don Harris-MO	40/38	55	78	70.5
2. Warren Woolsey	40/24	48	60	80.0
3. James Wiltse-M	40/22	40	50	80.0
4. Claude Shannah	42/10	39	44	88.6
5. Charles Pringl	42/14	30	44	68.2
6. William Lou Re	41/24	50	60	83.3
7. Jim Pagliarulo	16/42	29	46	63.0
8. Len Lipovsky-M	40/28	61	82	74.4
9. Bob Logan-IN	21/40	59	78	75.6
10. Frank Bohun-PA	9/44	35	52	67.3
11. Curly Seibold-	13/40	37	60	61.7

W-7 L-4 344 483 654 73.9

**7. Claude Shannah-MI**

1. Curly Seibold-	30/43	31	52	59.6
2. Jim Pagliarulo	15/41	28	48	58.3
3. Len Lipovsky-M	40/32	48	66	72.7
4. Laymon Gullett	10/42	28	44	63.6
5. Bob Logan-IN	7/43	22	40	55.0
6. Frank Bohun-PA	41/38	53	70	75.7
7. Charles Pringl	41/10	28	36	77.8
8. William Lou Re	10/40	19	34	55.9
9. Don Harris-MO	42/13	34	46	73.9
10. Warren Woolsey	41/23	48	64	75.0
11. James Wiltse-M	12/41	19	34	55.9

W-5 L-6 289 358 534 67.0

**9. Don Harris-MO**

1. Laymon Gullett	38/40	54	78	69.2
2. Bob Logan-IN	7/40	26	44	59.1
3. Frank Bohun-PA	16/42	39	56	69.6
4. Curly Seibold-	35/42	62	88	70.5
5. Jim Pagliarulo	42/35	47	68	69.1
6. Len Lipovsky-M	41/33	39	60	65.0
7. James Wiltse-M	37/40	38	60	63.3
8. Warren Woolsey	24/40	29	44	65.9
9. Claude Shannah	13/42	26	46	56.5
10. Charles Pringl	40/22	32	48	66.7
11. William Lou Re	18/40	37	54	68.5

W-3 L-8 311 429 646 66.4

**11. Warren Woolsey-IN**

1. Len Lipovsky-M	23/42	32	54	59.3
2. Laymon Gullett	24/40	42	60	70.0
3. Bob Logan-IN	6/40	38	54	70.4
4. Frank Bohun-PA	10/40	13	28	46.4
5. Curly Seibold-	7/44	22	42	52.4
6. Jim Pagliarulo	20/42	19	38	50.0
7. William Lou Re	23/43	40	64	62.5
8. Don Harris-MO	40/24	34	44	77.3
9. James Wiltse-M	40/19	27	42	64.3
10. Claude Shannah	23/41	41	64	64.1
11. Charles Pringl	44/17	40	54	74.1

W-3 L-8 270 348 544 64.0

**4. William Lou Rector-MO**

OPPONENT	SCORE	R	SP	%
1. Bob Logan-IN	40/38	47	64	73.4
2. Frank Bohun-PA	3/40	17	32	53.1
3. Curly Seibold-	29/41	58	78	74.4
4. Jim Pagliarulo	42/32	67	82	81.7
5. Len Lipovsky-M	40/9	31	38	81.6
6. Laymon Gullett	24/41	45	60	75.0
7. Warren Woolsey	43/23	47	64	73.4
8. Claude Shannah	40/10	29	34	85.3
9. Charles Pringl	41/21	38	50	76.0
10. James Wiltse-M	36/42	71	92	77.2
11. Don Harris-MO	40/18	45	54	83.3

W-7 L-4 378 495 648 76.4

**6. Jim Pagliarulo-CT**

1. James Wiltse-M	40/20	32	42	76.2
2. Claude Shannah	41/15	37	48	77.1
3. Charles Pringl	41/27	28	44	63.6
4. William Lou Re	32/42	64	82	78.0
5. Don Harris-MO	35/42	44	68	64.7
6. Warren Woolsey	42/20	27	38	71.1
7. Laymon Gullett	42/16	38	46	82.6
8. Frank Bohun-PA	25/41	59	78	75.6
9. Curly Seibold-	21/40	42	64	65.6
10. Bob Logan-IN	36/41	66	86	76.7
11. Len Lipovsky-M	40/15	33	44	75.0

W-6 L-5 395 470 640 73.4

**8. James Wiltse-MI**

1. Jim Pagliarulo	20/40	25	42	59.5
2. Len Lipovsky-M	27/41	44	60	73.3
3. Laymon Gullett	22/40	34	50	68.0
4. Bob Logan-IN	9/42	21	40	52.5
5. Frank Bohun-PA	37/41	78	98	79.6
6. Curly Seibold-	12/42	20	40	50.0
7. Don Harris-MO	40/37	39	60	65.0
8. Charles Pringl	34/42	39	60	65.0
9. Warren Woolsey	19/40	20	42	47.6
10. William Lou Re	42/36	72	92	78.3
11. Claude Shannah	41/12	28	34	82.4

W-3 L-8 303 420 618 68.0

**10. Len Lipovsky-MN**

1. Warren Woolsey	42/23	38	54	70.4
2. James Wiltse-M	41/27	48	60	80.0
3. Claude Shannah	32/40	45	66	68.2
4. Charles Pringl	41/25	32	54	59.3
5. William Lou Re	9/40	20	38	52.6
6. Don Harris-MO	33/41	37	60	61.7
7. Bob Logan-IN	2/40	20	40	50.0
8. Laymon Gullett	28/40	57	82	69.5
9. Frank Bohun-PA	4/42	31	50	62.0
10. Curly Seibold-	16/41	51	70	72.9
11. Jim Pagliarulo	15/40	25	44	56.8


W-3 L-8 273 404 618 65.4

**12. Charles Pringle-KS**


1. Frank Bohun-PA	14/41	28	54	51.9
2. Curly Seibold-	20/42	44	64	68.8
3. Jim Pagliarulo	27/41	22	44	50.0
4. Len Lipovsky-M	25/41	26	54	48.1
5. Laymon Gullett	14/42	22	44	50.0
6. Bob Logan-IN	7/41	30	48	62.5
7. Claude Shannah	10/41	17	36	47.2
8. James Wiltse-M	42/34	42	60	70.0
9. William Lou Re	21/41	31	50	62.0
10. Don Harris-MO	22/40	25	48	52.1
11. Warren Woolsey	17/44	30	54	55.6

W-1L-10 229 317 556 57.0






**Elders A-Bob Logan**



**Elders B-Charles Pringle**



**Elders C-Ed Kowatch**

**ELDER '30' FOOT DIVISION A FINALS 1999 WORLD**

Pos.	Name	State	EntAv	W	L	R	SP	%
1.	Bob Logan	IN	79.86	13.5	1.5	477	600	79.50
2.	Frank Bohun	PA	88.52	11	4	483	600	80.50
3.	Laymon Gullett	TX	74.16	10.5	4.5	466	600	77.67
4.	Len Lipovsky	MN	73.26	10	5	454	600	75.67
5.	Jim Pagliarulo	CT	76.72	10	5	451	600	75.17
6.	Curly Seibold	IN	78.85	10	5	438	600	73.00
7.	Claude Shannahan	MI	66.96	10	5	437	600	72.83
8.	James Wiltse	MI	70.96	9	6	433	600	72.17
9.	William Lou Rector	MO	73.28	8	7	405	600	67.50
10.	Warren Woolsey	IN	78.90	6	9	413	600	68.83
11.	Don Harris	MO	75.95	6	9	412	600	68.67
12.	Clayton Gage	WI	80.23	5	11	430	640	67.19
13.	Pete Rebman	NE	68.31	5	10	384	600	64.00
14.	Ralph Maylahn	WI	71.03	3	12	344	600	57.33
15.	Milton Vinson	GA	66.97	2	13	372	600	62.00
16.	Joe Rinehart	PA	67.35	2	13	337	600	56.17


**ELDER '30' FOOT DIVISION B FINALS 1999 WORLD**

1.	Charles Pringle	KS	66.02	14.5	1.5	432	640	67.50
2.	James B Adcox	FL	62.91	10	5	346	600	57.67
3.	Ed Quigley	NJ	63.83	9	6	356	600	59.33
4.	Henry Hostetler	OH	65.41	9	6	359	600	59.83
5.	Don Hostrup	WI	64.54	9	6	331	600	55.17
6.	Omar Blacketer	KY	63.69	8	7	328	600	54.67
7.	Bill Whitley	KS	63.55	7.5	7.5	373	600	62.17
8.	Dennis Reid	IL	63.80	7.5	7.5	352	600	58.67
9.	Joe Pillion	OH	63.94	7	8	327	600	54.50
10.	Robert White	MI	62.09	7	8	325	600	54.17
11.	Henry Carmichael	TX	61.33	7	8	310	600	51.67
12.	Myron Flann	MN	61.87	6.5	8.5	341	600	56.83
13.	Marion Mike Robinson	MI	64.92	6	8	305	560	54.46
14.	Jack Swyers	PA	64.63	6	9	314	600	52.33
15.	Roy Trussell	FL	66.75	5.5	9.5	332	600	55.33
16.	Bob Wolfinger	IN	61.38	1	14	104	200	52.00


**ELDER '30' FOOT DIVISION C FINALS 1999 WORLD**

1.	Ed Kowatch	IN	58.45	13	4	405	680	59.56
2.	Melvin Bray	KS	57.18	11	5	404	640	63.13
3.	Merwyn Sorensen	WI	59.61	12	5	392	680	57.65
4.	Don Newell	IN	57.19	11	5	370	640	57.81
5.	Paul Bogardus	MI	57.66	9	6	335	600	55.83
6.	Darwin Compton	MO	56.48	9	6	331	600	55.17
7.	Bobby Stewart	SC	57.23	8	7	327	600	54.50
8.	George Weldon	MO	56.25	8	7	301	600	50.17
9.	Fred Rink Jr	IN	59.32	7.5	7.5	333	600	55.50
10.	Roy Lyons	OH	59.13	7	8	320	600	53.33
11.	Ben Callison	CA	57.79	7	8	290	600	48.33
12.	Don Titcomb	CA	60.66	6	9	342	600	57.00
13.	Ray White	KS	60.21	5	10	298	600	49.67
14.	Ernest H Blanchet	FL	56.21	4.5	10.5	296	600	49.33
15.	E. Leslie Dixon	AR	59.16	3	12	276	600	46.00
16.	Bill Henn	KY	56.34	2	13	254	600	42.33





**Elders D-William Tobin Jr.**



**Elders E-Ronald Craven**



**Elders F-Clarence Bowland**

**ELDER '30' FOOT DIVISION D FINALS 1999 WORLD**

Pos.	Name	State	EntAv	W	L	R	SP	%
1.	William P Tobin Jr	FL	53.65	11	4	304	600	50.67
2.	Ken Boyles	PA	55.11	10.5	4.5	278	600	46.33
3.	Harvey Ponstein	MI	49.44	10	5	297	600	49.50
4.	Richard Spaller	OH	54.66	9.5	5.5	297	600	49.50
5.	Dick Carpenter	IN	49.04	8.5	6.5	299	600	49.83
6.	Ken Schulze	CA	53.21	8	7	295	600	49.17
7.	Harlan Jensen	NE	55.33	8	7	259	600	43.17
8.	Harold A Brewer	IN	50.91	8	7	254	600	42.33
9.	Marvin Stanek	IA	49.50	7	8	267	600	44.50
10.	Herman Harrison	SC	50.57	7	8	253	600	42.17
11.	Guy Tinder	KS	54.94	6	9	274	600	45.67
12.	James Jackson	IA	51.36	6	9	271	600	45.17
13.	Dean Campbell	TX	51.17	6	9	265	600	44.17
14.	Junior Guthrie	IN	53.51	6	9	237	600	39.50
15.	James 'Red' Humphrey	MI	50.82	4.5	10.5	222	600	37.00
16.	John Beat	KS	51.98	4	11	216	600	36.00


**ELDER '30' FOOT DIVISION E FINALS 1999 WORLD**

1.	Ronald Craven	MO	48.08	13	2	338	600	56.33
2.	Ralph Schriener	IN	48.69	10.5	4.5	280	600	46.67
3.	Charles Bunner	WV	47.70	10	5	301	600	50.17
4.	Perry Brown	OK	45.40	10	5	266	600	44.33
5.	Harold Bull	IL	44.33	9	6	249	600	41.50
6.	Marvin Donaldson	OH	48.69	8.5	6.5	301	600	50.17
7.	Lee Wallace	OR	48.83	8.5	6.5	263	600	43.83
8.	Bob Reese	OK	44.58	8	7	247	600	41.17
9.	Orval Madden	CA	45.42	7	8	265	600	44.17
10.	Robert Warner	MI	46.78	7	8	259	600	43.17
11.	Rudy Beracy	MI	48.71	7	8	249	600	41.50
12.	Wayne Jensen	CO	48.16	6.5	8.5	249	600	41.50
13.	Herbert Downing	NE	45.00	6	9	227	600	37.83
14.	Claud Bray	AR	44.65	5	10	213	600	35.50
15.	Arthur Anderson	CA	45.12	3	12	189	600	31.50
16.	Don Lickeig	KS	44.93	1	14	226	600	37.67

**ELDER '30' FOOT DIVISION F FINALS 1999 WORLD**

1.	Clarence Bowland	IN	41.66	15	0	298	600	49.67
2.	Gilbert Jack Mahn	FL	44.00	12.5	2.5	255	600	42.50
3.	Richard Potter	KS	43.42	11.5	3.5	312	600	52.00
4.	Bob Jensen	SD	43.89	11	4	235	600	39.17
5.	Don Parkes	VA	40.33	10	5	209	600	34.83
6.	Bryan Shanks	MI	40.78	8	7	221	600	36.83
7.	Thadeus Kowalski	MI	41.62	7.5	7.5	197	600	32.83
8.	Charles Howe	OH	39.84	7.5	7.5	194	600	32.33
9.	William J. Clark Jr.	IN	43.28	7.5	7.5	167	600	27.83
10.	Cal Kaercher	FL	43.45	6	8	116	328	35.37
11.	Frank Barnes	MI	39.93	5	10	200	600	33.33
12.	Ray Miner	OH	39.59	5	10	194	600	32.33
13.	Melvin Bair	OH	41.13	5	10	167	600	27.83
14.	Albert Begy	NC	40.71	4	11	143	600	23.83
15.	Nelson Diehl	CA	40.11	3.5	11.5	196	600	32.67





**Elders G—Fred Martin**



**Elders H—Earl Smith**



**Elders I—Leroy Meyer**

**ELDER '30' FOOT DIVISION G FINALS 1999 WORLD**

Pos.	Name	State	EntAv	W	L	R	SP	%
1.	Fred Martin	MI	33.16	15	0	265	600	44.17
2.	Frank Jones	TN	38.87	12	3	252	600	42.00
3.	Norman Keepes	IL	37.58	9	6	224	600	37.33
4.	Cay Newhouse	MI	32.89	9	6	218	600	36.33
5.	Jeff Smith	NC	35.55	9	6	210	600	35.00
6.	Joe Arick	OH	35.88	9	6	195	600	32.50
7.	David Kirk	OH	35.84	7.5	7.5	214	600	35.67
8.	Don Carson	OH	37.52	7	8	216	600	36.00
9.	Al Luthens	MN	37.62	7	8	175	600	29.17
10.	Joe Morgan	FL	36.76	6.5	8.5	219	600	36.50
11.	Jerry Potter	CO	37.76	6.5	8.5	174	600	29.00
12.	Alma Clark	ID	36.53	6	9	194	560	34.64
13.	Herman Hovda	MN	38.00	6	9	192	600	32.00
14.	Mary Rutherford	MI	34.80	6	9	132	600	22.00
15.	Rufus Harris	KY	33.61	3	12	100	400	25.00
16.	Harold Risley	IN	38.66	1.5	13.5	164	600	27.33

**ELDER '30' FOOT DIVISION H FINALS 1999 WORLD**

1.	Earl Smith	CA	29.25	13	3	174	640	27.19
2.	Charles Derrickson	NE	26.47	12	4	193	640	30.16
3.	Walter Srenaski	WI	25.81	11.5	3.5	183	600	30.50
4.	Joe Hekele	KS	30.87	11	4	174	600	29.00
5.	Bennie Underwood	TX	30.68	10.5	4.5	162	600	27.00
6.	Russell Dockstader	IL	32.34	10	5	209	600	34.83
7.	Glenn Merrill	KS	27.85	10	5	197	600	32.83
8.	Bob Wyscarver	OH	27.05	10	5	169	600	28.17
9.	Jerry Nyenhuis	MI	30.87	7	8	159	600	26.50
10.	Cliff Mapes	MI	31.61	7	8	118	600	19.67
11.	Arthur Miller	OH	27.63	7	8	113	600	18.83
12.	Ray Maciejewski	FL	29.86	6	9	95	600	15.83
13.	Robert Rutherford	MI	32.11	3	12	50	600	8.33

**ELDER '30' FOOT DIVISION I FINALS 1999 WORLD**

1.	Leroy Meyer	WI	23.96	13	2	226	600	37.67
2.	Robert Prohaska	IN	23.48	12	3	147	600	24.50
3.	John Graham	IN	23.95	11	4	175	600	29.17
4.	Marvin Falk	MI	24.92	11	4	167	600	27.83
5.	Frank Yohn	IL	24.88	10	5	145	600	24.17
6.	J R Cochran	IN	22.83	10	5	126	600	21.00
7.	Leonard Burke	OK	24.04	10	5	117	600	19.50
8.	Robert Mullenhour	MI	25.73	8.5	6.5	101	600	16.83
9.	Lee Henninger	CA	13.55	8	7	103	600	17.17
10.	Jim Mortinger Sr	KS	19.60	7	8	125	600	20.83
11.	Leo Ouellette	OH	22.30	6.5	8.5	94	600	15.67
12.	Ben Burrows	KY	26.60	6	9	142	600	23.67
13.	Jesse Contreras	IL	8.96	3	12	53	600	8.83
14.	James Rick McAnelly	IL	9.06	2.5	12.5	48	600	8.00
15.	George Kuffer	WI	19.78	1.5	13.5	54	600	9.00





# WOMENS DIVISION CHAMPIONSHIP CLASS

## Sue Snyder

1.Sue Snyder	KY	85.38	18	1	857	1014	84.52
2.Sylvianne Moisan	PQ	78.85	16	3	957	1190	80.42
3.Amy Francis	OH	75.58	14	5	908	1174	77.34
4.Connie JFilley	ND	75.19	14	5	857	1124	76.25
5.Debbie Alexander	NH	70.00	13	6	852	1132	75.27
6.Bev Nathe	MN	70.96	12	7	839	1126	74.51
7.Brenda Tawney	WV	73.67	12	7	820	1140	71.93
8.Amy Hall	VA	77.12	11	8	868	1176	73.81
9.Judy Curtiss	MI	73.50	11	8	836	1150	72.70
10.Sandy Janssens	ON	70.00	11	8	823	1148	71.69
11.Myrna Kissick	AB	65.00	10	9	739	1072	68.94
12.Becky Kemper	KY	77.88	10	9	690	1044	66.09
13.Opal Reno	AR	66.15	9	10	761	1082	70.33
14.Tina Tonnous	OH	65.50	8	11	699	1052	66.44
15.Renee Cowan	VA	69.23	6	13	801	1168	68.58
16.Maxine Griffith	TN	67.17	6	13	714	1078	66.23
17.Shelia McGrath	ON	64.67	5	14	536	948	56.54
18.Carolyn Rice	OH	65.17	3	16	541	932	58.05
19.Eddie McKinney	WI	63.33	1	18	469	864	54.28
20.Gail Sluys	CA	66.00	0	19	504	902	55.88

### WOMENS DIVISION - CHAMPIONSHIP CLASS 1999 WORLD

1.Sue Snyder-KY					2.Sylvianne Moisan-PQ				
OPPONENT	SCORE	R	SP	%	OPPONENT	SCORE	R	SP	%
1.Eddie McKinney-	43/ 8	27	32	84.4	1.Shelia McGrath	40/ 6	35	40	87.5
2.Shelia McGrath	42/ 8	24	30	80.0	2.Eddie McKinney-	42/ 9	30	38	78.9
3.Myrna Kissick-	41/24	55	68	80.9	3.Carolyn Rice-O	40/ 7	29	36	80.6
4.Carolyn Rice-O	40/ 1	30	34	88.2	4.Myrna Kissick-	45/24	68	82	82.9
5.Tina Tonnous-O	42/ 8	29	36	80.6	5.Opal Reno-AR	42/28	51	68	75.0
6.Gail Sluys-CA	45/ 6	32	34	94.1	6.Tina Tonnous-O	43/29	36	50	72.0
7.Opal Reno-AR	41/14	44	52	84.6	7.Renee Cowan-VA	40/ 9	40	48	83.3
8.Maxine Griffit	40/ 7	35	40	87.5	8.Bev Nathe-MN	41/33	61	74	82.4
9.Renee Cowan-VA	41/ 6	41	46	89.1	9.Maxine Griffit	41/15	43	52	82.7
10.Sandy Janssens	40/21	55	64	85.9	10.Gail Sluys-CA	41/13	49	56	87.5
11.Debbie Alexander	40/11	56	62	90.3	11.Judy Curtiss-M	40/34	68	84	81.0
12.Bev Nathe-MN	45/ 7	38	42	90.5	12.Brenda Tawney-	42/38	63	84	75.0
13.Judy Curtiss-M	40/ 6	44	50	88.0	13.Sandy Janssens	41/ 9	35	40	87.5
14.Brenda Tawney-	42/21	61	74	82.4	14.Debbie Alexand	27/40	65	82	79.3
15.Connie J Fille	41/28	72	90	80.0	15.Amy Francis-OH	40/20	54	64	84.4
16.Amy Francis-OH	44/31	71	86	82.6	16.Connie J Fille	33/42	65	82	79.3
17.Amy Hall-VA	42/10	53	58	91.4	17.Becky Kemper-K	40/22	52	66	78.8
18.Becky Kemper-K	42/ 3	35	40	87.5	18.Amy Hall-VA	34/41	52	68	76.5
19.Sylvianne Mois	22/41	55	76	72.4	19.Sue Snyder-KY	41/22	61	76	80.3
W-18 L-1	773	857	1014	84.5	W-16 L-3	753	957	1190	80.4



**3.Amy Francis-OH**

OPPONENT	SCORE	R	SP	%
1.Tina Tonnous-O	40/32	50	68	73.5
2.Carolyn Rice-O	43/37	42	64	65.6
3.Debbie Alexand	40/29	52	68	76.5
4.Opal Reno-AR	42/14	28	40	70.0
5.Edie McKinney-	40/10	29	36	80.6
6.Maxine Griffit	41/25	44	60	73.3
7.Sandy Janssens	41/22	66	76	86.8
8.Shelia McGrath	40/12	34	46	73.9
9.Myrna Kissick-	44/31	60	82	73.2
10.Renee Cowan-VA	43/19	50	62	80.6
11.Gail Sluys-CA	40/ 4	33	38	86.8
12.Judy Curtiss-M	40/ 7	35	42	83.3
13.Amy Hall-VA	42/29	58	72	80.6
14.Becky Kemper-K	35/40	58	76	76.3
15.Sylvianne Mois	20/40	47	64	73.4
16.Sue Snyder-KY	31/44	66	86	76.7
17.Bev Nathe-MN	31/41	61	78	78.2
18.Brenda Tawney-	40/ 8	46	52	88.5
19.Connie J Fille	25/40	49	64	76.6

W-14 L-5 718 908 1174 77.3

**5.Debbie Alexander-NH**

1.Sandy Janssens	40/13	33	40	82.5
2.Amy Hall-VA	40/15	29	38	76.3
3.Amy Francis-OH	29/40	49	68	72.1
4.Judy Curtiss-M	41/28	45	58	77.6
5.Gail Sluys-CA	41/22	43	58	74.1
6.Myrna Kissick-	27/41	40	58	69.0
7.Carolyn Rice-O	40/13	22	34	64.7
8.Brenda Tawney-	18/40	44	62	71.0
9.Edie McKinney-	40/18	35	44	79.5
10.Tina Tonnous-O	40/11	34	46	73.9
11.Sue Snyder-KY	11/40	46	62	74.2
12.Becky Kemper-K	35/40	54	76	71.1
13.Maxine Griffit	40/20	55	68	80.9
14.Sylvianne Mois	40/27	68	82	82.9
15.Shelia McGrath	45/17	35	52	67.3
16.Opal Reno-AR	40/28	62	78	79.5
17.Connie J Fille	18/45	42	62	67.7
18.Renee Cowan-VA	41/32	61	78	78.2
19.Bev Nathe-MN	45/22	55	68	80.9

W-13 L-6 671 852 1132 75.3

**7.Brenda Tawney-WV**

1.Opal Reno-AR	41/36	45	70	64.3
2.Gail Sluys-CA	40/30	33	50	66.0
3.Maxine Griffit	37/41	63	86	73.3
4.Renee Cowan-VA	39/44	53	74	71.6
5.Myrna Kissick-	40/11	23	32	71.9
6.Edie McKinney-	41/22	30	42	71.4
7.Tina Tonnous-O	42/18	31	42	73.8
8.Debbie Alexand	40/18	50	62	80.6
9.Carolyn Rice-O	44/12	33	46	71.7
10.Shelia McGrath	43/15	35	48	72.9
11.Connie J Fille	41/37	52	70	74.3
12.Sylvianne Mois	38/42	63	84	75.0
13.Bev Nathe-MN	38/40	51	70	72.9
14.Sue Snyder-KY	21/42	54	74	73.0
15.Amy Hall-VA	40/36	42	60	70.0
16.Becky Kemper-K	41/33	59	78	75.6
17.Sandy Janssens	16/42	31	48	64.6
18.Amy Francis-OH	8/40	35	52	67.3
19.Judy Curtiss-M	41/22	37	52	71.2

W-12 L-7 691 820 1140 71.9

**4.Connie J Filley-ND**

OPPONENT	SCORE	R	SP	%
1.Gail Sluys-CA	40/ 0	15	16	93.8
2.Tina Tonnous-O	23/41	39	60	65.0
3.Bev Nathe-MN	42/35	48	70	68.6
4.Maxine Griffit	42/10	37	48	77.1
5.Sandy Janssens	41/37	63	86	73.3
6.Renee Cowan-VA	40/25	36	50	72.0
7.Myrna Kissick-	42/22	44	58	75.9
8.Carolyn Rice-O	40/16	30	40	75.0
9.Shelia McGrath	40/22	54	70	77.1
10.Opal Reno-AR	40/15	53	62	85.5
11.Brenda Tawney-	37/41	51	70	72.9
12.Edie McKinney-	40/ 6	24	32	75.0
13.Becky Kemper-K	41/ 3	26	30	86.7
14.Amy Hall-VA	37/43	63	80	78.8
15.Sue Snyder-KY	28/41	67	90	74.4
16.Sylvianne Mois	42/33	67	82	81.7
17.Debbie Alexand	45/18	51	62	82.3
18.Judy Curtiss-M	28/42	35	54	64.8
19.Amy Francis-OH	40/25	54	64	84.4

W-14 L-5 728 857 1124 76.2

**6.Bev Nathe-MN**

1.Renee Cowan-VA	42/30	26	42	61.9
2.Myrna Kissick-	41/17	42	54	77.8
3.Connie J Fille	35/42	47	70	67.1
4.Tina Tonnous-O	36/41	45	68	66.2
5.Becky Kemper-K	42/ 4	25	32	78.1
6.Shelia McGrath	40/34	51	70	72.9
7.Amy Hall-VA	40/37	73	88	83.0
8.Sylvianne Mois	33/41	59	74	79.7
9.Gail Sluys-CA	42/13	26	36	72.2
10.Edie McKinney-	43/ 7	35	40	87.5
11.Carolyn Rice-O	41/ 3	30	34	88.2
12.Sue Snyder-KY	7/45	25	42	59.5
13.Brenda Tawney-	40/38	53	70	75.7
14.Judy Curtiss-M	26/40	57	74	77.0
15.Opal Reno-AR	40/11	61	72	84.7
16.Maxine Griffit	41/31	41	62	66.1
17.Amy Francis-OH	41/31	64	78	82.1
18.Sandy Janssens	22/40	31	52	59.6
19.Debbie Alexand	22/45	48	68	70.6

W-12 L-7 674 839 1126 74.5

**8.Amy Hall-VA**

1.Carolyn Rice-O	39/41	41	62	66.1
2.Debbie Alexand	15/40	20	38	52.6
3.Shelia McGrath	25/41	29	52	55.8
4.Edie McKinney-	41/21	32	44	72.7
5.Renee Cowan-VA	42/16	52	66	78.8
6.Opal Reno-AR	41/37	53	74	71.6
7.Bev Nathe-MN	37/40	72	88	81.8
8.Gail Sluys-CA	42/ 4	26	32	81.3
9.Sandy Janssens	22/41	39	58	67.2
10.Myrna Kissick-	42/14	36	50	72.0
11.Tina Tonnous-O	41/21	74	88	84.1
12.Maxine Griffit	45/19	38	54	70.4
13.Amy Francis-OH	29/42	53	72	73.6
14.Connie J Fille	43/37	65	80	81.3
15.Brenda Tawney-	36/40	40	60	66.7
16.Judy Curtiss-M	42/23	60	72	83.3
17.Sue Snyder-KY	10/42	42	58	72.4
18.Sylvianne Mois	41/34	54	68	79.4
19.Becky Kemper-K	42/33	42	60	70.0

W- 11 L-8 675 868 1176 73.8



**9. Judy Curtiss-MI**

OPPONENT	SCORE	R	SP	%
1. Maxine Griffit	40/31	45	58	77.6
2. Opal Reno-AR	42/18	40	50	80.0
3. Gail Sluys-CA	40/25	30	42	71.4
4. Debbie Alexand	28/41	41	58	70.7
5. Shelia McGrath	40/9	25	32	78.1
6. Sandy Janssens	41/34	60	80	75.0
7. Edie McKinney-	40/20	30	44	68.2
8. Myrna Kissick-	40/28	71	86	82.6
9. Tina Tonnous-O	25/41	27	44	61.4
10. Carolyn Rice-O	40/29	42	64	65.6
11. Sylvianne Mois	34/40	65	84	77.4
12. Amy Francis-OH	7/40	24	42	57.1
13. Sue Snyder-KY	6/40	32	50	64.0
14. Bev Nathe-MN	40/26	62	74	83.8
15. Becky Kemper-K	38/41	56	78	71.8
16. Amy Hall-VA	23/42	54	72	75.0
17. Renee Cowan-VA	40/38	60	86	69.8
18. Connie J Fille	42/28	40	54	74.1
19. Brenda Tawney-	22/41	32	52	61.5

W-11 L-8 628 836 1150 72.7

**11. Myrna Kissick-AB**

1. Becky Kemper-K	42/4	27	34	79.4
2. Bev Nathe-MN	17/41	34	54	63.0
3. Sue Snyder-KY	24/41	49	68	72.1
4. Sylvianne Mois	24/45	61	82	74.4
5. Brenda Tawney-	11/40	13	32	40.6
6. Debbie Alexand	41/27	45	58	77.6
7. Connie J Fille	22/42	37	58	63.8
8. Judy Curtiss-M	28/40	68	86	79.1
9. Amy Francis-OH	31/44	56	82	68.3
10. Amy Hall-VA	14/42	27	50	54.0
11. Opal Reno-AR	12/42	31	50	62.0
12. Sandy Janssens	40/36	54	78	69.2
13. Tina Tonnous-O	41/24	28	42	66.7
14. Gail Sluys-CA	45/25	40	50	80.0
15. Maxine Griffit	41/33	40	60	66.7
16. Renee Cowan-VA	40/26	41	60	68.3
17. Shelia McGrath	40/17	25	38	65.8
18. Edie McKinney-	41/12	29	46	63.0
19. Carolyn Rice-O	42/19	34	44	77.3

W-10 L-9 596 739 1072 68.9

**13. Opal Reno-AR**

1. Brenda Tawney-	36/41	43	70	61.4
2. Judy Curtiss-M	18/42	31	50	62.0
3. Sandy Janssens	32/41	51	72	70.8
4. Amy Francis-OH	14/42	19	40	47.5
5. Sylvianne Mois	28/42	48	68	70.6
6. Amy Hall-VA	37/41	52	74	70.3
7. Sue Snyder-KY	14/41	35	52	67.3
8. Renee Cowan-VA	40/39	59	80	73.8
9. Becky Kemper-K	42/0	19	22	86.4
10. Connie J Fille	15/40	46	62	74.2
11. Myrna Kissick-	42/12	42	50	84.0
12. Shelia McGrath	42/12	29	40	72.5
13. Carolyn Rice-O	40/18	41	54	75.9
14. Edie McKinney-	40/32	41	60	68.3
15. Bev Nathe-MN	11/40	50	72	69.4
16. Debbie Alexand	28/40	59	78	75.6
17. Gail Sluys-CA	40/6	21	28	75.0
18. Tina Tonnous-O	44/37	41	62	66.1
19. Maxine Griffit	40/28	34	48	70.8

W-9 L-10 603 761 1082 70.3

**10. Sandy Janssens-ON**

OPPONENT	SCORE	R	SP	%
1. Debbie Alexand	13/40	24	40	60.0
2. Maxine Griffit	41/21	46	60	76.7
3. Opal Reno-AR	41/32	53	72	73.6
4. Gail Sluys-CA	40/25	36	52	69.2
5. Connie J Fille	37/41	62	86	72.1
6. Judy Curtiss-M	34/41	58	80	72.5
7. Amy Francis-OH	22/41	60	76	78.9
8. Edie McKinney-	40/19	34	48	70.8
9. Amy Hall-VA	41/22	44	58	75.9
10. Sue Snyder-KY	21/40	49	64	76.6
11. Becky Kemper-K	36/41	49	68	72.1
12. Myrna Kissick-	36/40	53	78	67.9
13. Sylvianne Mois	9/41	25	40	62.5
14. Carolyn Rice-O	41/39	39	60	65.0
15. Tina Tonnous-O	41/34	54	76	71.1
16. Shelia McGrath	40/4	24	30	80.0
17. Brenda Tawney-	42/16	39	48	81.3
18. Bev Nathe-MN	40/22	36	52	69.2
19. Renee Cowan-VA	40/27	38	60	63.3

W-11 L-8 655 823 1148 71.7

**12. Becky Kemper-KY**

1. Myrna Kissick-	4/42	15	34	44.1
2. Renee Cowan-VA	42/32	43	60	71.7
3. Edie McKinney-	41/37	28	48	58.3
4. Shelia McGrath	41/30	45	68	66.2
5. Bev Nathe-MN	4/42	13	32	40.6
6. Carolyn Rice-O	42/27	35	54	64.8
7. Gail Sluys-CA	41/16	32	44	72.7
8. Tina Tonnous-O	25/40	44	70	62.9
9. Opal Reno-AR	0/42	6	22	27.3
10. Maxine Griffit	40/9	29	40	72.5
11. Sandy Janssens	41/36	51	68	75.0
12. Debbie Alexand	40/35	54	76	71.1
13. Connie J Fille	3/41	14	30	46.7
14. Amy Francis-OH	40/35	59	76	77.6
15. Judy Curtiss-M	41/38	58	78	74.4
16. Brenda Tawney-	33/41	55	78	70.5
17. Sylvianne Mois	22/40	47	66	71.2
18. Sue Snyder-KY	3/42	23	40	57.5
19. Amy Hall-VA	33/42	39	60	65.0

W-10 L-9 536 690 1044 66.1

**14. Tina Tonnous-OH**

1. Amy Francis-OH	32/40	48	68	70.6
2. Connie J Fille	41/23	44	60	73.3
3. Renee Cowan-VA	33/41	41	62	66.1
4. Bev Nathe-MN	41/36	47	68	69.1
5. Sue Snyder-KY	8/42	18	36	50.0
6. Sylvianne Mois	29/43	31	50	62.0
7. Brenda Tawney-	18/42	22	42	52.4
8. Becky Kemper-K	40/25	47	70	67.1
9. Judy Curtiss-M	41/25	32	44	72.7
10. Debbie Alexand	11/40	25	46	54.3
11. Amy Hall-VA	21/41	67	88	76.1
12. Carolyn Rice-O	41/10	25	38	65.8
13. Myrna Kissick-	24/41	23	42	54.8
14. Shelia McGrath	40/5	22	32	68.8
15. Sandy Janssens	34/41	51	76	67.1
16. Edie McKinney-	42/12	34	46	73.9
17. Maxine Griffit	39/41	49	70	70.0
18. Opal Reno-AR	37/44	39	62	62.9
19. Gail Sluys-CA	45/24	34	52	65.4

W-8 L-11 617 699 1052 66.4



**15. Renee Cowan-VA**

OPPONENT	SCORE	R	SP	%
1. Bev Nathe-MN	30/42	23	42	54.8
2. Becky Kemper-K	32/42	40	60	66.7
3. Tina Tonnous-O	41/33	44	62	71.0
4. Brenda Tawney-	44/39	55	74	74.3
5. Amy Hall-VA	16/42	43	66	65.2
6. Connie J Fille	25/40	30	50	60.0
7. Sylvianne Mois	9/40	31	48	64.6
8. Opal Reno-AR	39/40	59	80	73.8
9. Sue Snyder-KY	6/41	30	46	65.2
10. Amy Francis-OH	19/43	43	62	69.4
11. Shelia McGrath	41/23	57	72	79.2
12. Gail Sluys-CA	40/24	39	56	69.6
13. Edie McKinney-	40/14	55	68	80.9
14. Maxine Griffit	19/40	32	50	64.0
15. Carolyn Rice-O	41/20	31	48	64.6
16. Myrna Kissick-	26/40	36	60	60.0
17. Judy Curtiss-M	38/40	62	86	72.1
18. Debbie Alexand	32/41	57	78	73.1
19. Sandy Janssens	27/40	34	60	56.7

W-6 L- 13 565 801 1168 68.6

**17. Shelia McGrath-ON**

1. Sylvianne Mois	6/40	23	40	57.5
2. Sue Snyder-KY	8/42	12	30	40.0
3. Amy Hall-VA	41/25	34	52	65.4
4. Becky Kemper-K	30/41	40	68	58.8
5. Judy Curtiss-M	9/40	14	32	43.8
6. Bev Nathe-MN	34/40	49	70	70.0
7. Maxine Griffit	42/34	24	40	60.0
8. Amy Francis-OH	12/40	25	46	54.3
9. Connie J Fille	22/40	48	70	68.6
10. Brenda Tawney-	15/43	26	48	54.2
11. Renee Cowan-VA	23/41	50	72	69.4
12. Opal Reno-AR	12/42	19	40	47.5
13. Gail Sluys-CA	42/39	39	74	52.7
14. Tina Tonnous-O	5/40	11	32	34.4
15. Debbie Alexand	17/45	26	52	50.0
16. Sandy Janssens	4/40	12	30	40.0
17. Myrna Kissick-	17/40	16	38	42.1
18. Carolyn Rice-O	40/31	34	56	60.7
19. Edie McKinney-	41/32	34	58	58.6

W-5 L- 14 420 536 948 56.5

**19. Edie McKinney-WI**

1. Sue Snyder-KY	8/43	15	32	46.9
2. Sylvianne Mois	9/42	20	38	52.6
3. Becky Kemper-K	37/41	26	48	54.2
4. Amy Hall-VA	21/41	25	44	56.8
5. Amy Francis-OH	10/40	19	36	52.8
6. Brenda Tawney-	22/41	23	42	54.8
7. Judy Curtiss-M	20/40	24	44	54.5
8. Sandy Janssens	19/40	26	48	54.2
9. Debbie Alexand	18/40	28	44	63.6
10. Bev Nathe-MN	7/43	23	40	57.5
11. Maxine Griffit	14/40	26	50	52.0
12. Connie J Fille	6/40	12	32	37.5
13. Renee Cowan-VA	14/40	47	68	69.1
14. Opal Reno-AR	32/40	37	60	61.7
15. Gail Sluys-CA	42/36	36	60	60.0
16. Tina Tonnous-O	12/42	24	46	52.2
17. Carolyn Rice-O	5/42	8	28	28.6
18. Myrna Kissick-	12/41	19	46	41.3
19. Shelia McGrath	32/41	31	58	53.4

W-1 L- 18 340 469 864 54.3

**16. Maxine Griffith-TN**

OPPONENT	SCORE	R	SP	%
1. Judy Curtiss-M	31/40	42	58	72.4
2. Sandy Janssens	21/41	40	60	66.7
3. Brenda Tawney-	41/37	66	86	76.7
4. Connie J Fille	10/42	28	48	58.3
5. Carolyn Rice-O	40/35	48	72	66.7
6. Amy Francis-OH	25/41	40	60	66.7
7. Shelia McGrath	34/42	22	40	55.0
8. Sue Snyder-KY	7/40	24	40	60.0
9. Sylvianne Mois	15/41	35	52	67.3
10. Becky Kemper-K	9/40	19	40	47.5
11. Edie McKinney-	40/14	34	50	68.0
12. Amy Hall-VA	19/45	31	54	57.4
13. Debbie Alexand	20/40	49	68	72.1
14. Renee Cowan-VA	40/19	39	50	78.0
15. Myrna Kissick-	33/41	38	60	63.3
16. Bev Nathe-MN	31/41	36	62	58.1
17. Tina Tonnous-O	41/39	49	70	70.0
18. Gail Sluys-CA	42/23	45	60	75.0
19. Opal Reno-AR	28/40	29	48	60.4

W-6 L- 13 527 714 1078 66.2

**18. Carolyn Rice-OH**

1. Amy Hall-VA	41/39	42	62	67.7
2. Amy Francis-OH	37/43	40	64	62.5
3. Sylvianne Mois	7/40	19	36	52.8
4. Sue Snyder-KY	1/40	17	34	50.0
5. Maxine Griffit	35/40	46	72	63.9
6. Becky Kemper-K	27/42	31	54	57.4
7. Debbie Alexand	13/40	14	34	41.2
8. Connie J Fille	16/40	22	40	55.0
9. Brenda Tawney-	12/44	25	46	54.3
10. Judy Curtiss-M	29/40	38	64	59.4
11. Bev Nathe-MN	3/41	18	34	52.9
12. Tina Tonnous-O	10/41	16	38	42.1
13. Opal Reno-AR	18/40	34	54	63.0
14. Sandy Janssens	39/41	38	60	63.3
15. Renee Cowan-VA	20/41	22	48	45.8
16. Gail Sluys-CA	42/26	42	64	65.6
17. Edie McKinney-	42/ 5	21	28	75.0
18. Shelia McGrath	31/40	29	56	51.8
19. Myrna Kissick-	19/42	27	44	61.4

W-3 L- 16 442 541 932 58.0

**20. Gail Sluys-CA**


1. Connie J Fille	0/40	2	16	12.5
2. Brenda Tawney-	30/40	28	50	56.0
3. Judy Curtiss-M	25/40	25	42	59.5
4. Sandy Janssens	25/40	31	52	59.6
5. Debbie Alexand	22/41	36	58	62.1
6. Sue Snyder-KY	6/45	19	34	55.9
7. Becky Kemper-K	16/41	23	44	52.3
8. Amy Hall-VA	4/42	14	32	43.8
9. Bev Nathe-MN	13/42	17	36	47.2
10. Sylvianne Mois	13/41	40	56	71.4
11. Amy Francis-OH	4/40	20	38	52.6
12. Renee Cowan-VA	24/40	33	56	58.9
13. Shelia McGrath	39/42	36	74	48.6
14. Myrna Kissick-	25/45	33	50	66.0
15. Edie McKinney-	36/42	33	60	55.0
16. Carolyn Rice-O	26/42	37	64	57.8
17. Opal Reno-AR	6/40	11	28	39.3
18. Maxine Griffit	23/42	38	60	63.3
19. Tina Tonnous-O	24/45	28	52	53.8

W-0 L- 19 361 504 902 55.9






**Women's A-Sue Snyder**



**Women's B-Teddy Guillotte**



**Women's C-Sue Helene**

**WOMENS DIVISION A FINALS 1999 WORLD**

Pos.	Name	State	EntAv	W	L	R	SP	%
1.	Sue Snyder	KY	86.88	12	1	444	520	85.38
2.	Becky Kemper	KY	86.91	9.5	3.5	405	520	77.88
3.	Sylvianne Moisan	PQ	77.58	9	4	410	520	78.85
4.	Connie J. Filley	ND	77.32	9	4	391	520	75.19
5.	Amy Hall	VA	80.72	8	5	401	520	77.12
6.	Amy Francis	OH	77.97	8	5	393	520	75.58
7.	Renee Cowan	VA	74.61	8	5	360	520	69.23
8.	Debbi Alexander	NH	79.65	6	7	364	520	70.00
9.	Sandy Janssens	ON	79.04	6	7	364	520	70.00
10.	Bev Nathe	MN	81.20	5	8	369	520	70.96
11.	Opal Reno	AR	73.18	5	8	344	520	66.15
12.	Sue F Twyman	NY	73.86	2.5	10.5	327	520	62.88
13.	Joan Elmore	TN	75.23	2	11	306	520	58.85
14.	Marlene Ray	TN	77.16	1	12	326	520	62.69

**WOMENS DIVISION B FINALS 1999 WORLD**

1.	Teddy Guillotte	CA	72.50	13	2	473	600	78.83
2.	Brenda Tawney	WV	72.18	11	4	442	600	73.67
3.	Gail Sluys	CA	66.02	11	4	396	600	66.00
4.	Tina Tonnous	OH	71.85	10	5	393	600	65.50
5.	Judy Curtiss	MI	71.77	9	6	441	600	73.50
6.	Eddie McKinney	WI	67.57	9	6	380	600	63.33
7.	Angeline Moisan	PQ	72.62	8	7	376	600	62.67
8.	Myrna Kissick	AB	69.25	7	8	390	600	65.00
9.	Shelia McGrath	ON	67.87	7	8	388	600	64.67
10.	Carolyn Rice	OH	72.91	6	9	391	600	65.17
11.	Rivers Prewette	NC	71.18	6	9	375	600	62.50
12.	Maxine Griffith	TN	72.94	5	10	403	600	67.17
13.	Rosalie Judy	WV	68.10	5	10	372	600	62.00
14.	Carrie Carpenter	FL	69.74	5	10	350	600	58.33
15.	Edi Holland	MN	68.48	4	11	374	600	62.33
16.	Barbara Hanson	MA	66.21	4	11	371	600	61.83

**WOMENS DIVISION C FINALS 1999 WORLD**

1.	Sue Helene	WI	61.73	11.5	3.5	364	600	60.67
2.	Deborah Michaud	MA	65.84	11	4	330	600	55.00
3.	Pam Henderson	MO	61.37	11	4	329	600	54.83
4.	Dorothy Pittman	IN	64.37	10.5	4.5	338	600	56.33
5.	Elda Hastings	ON	64.83	10	5	360	600	60.00
6.	Kathy Burkett	PA	60.69	9.5	5.5	324	600	54.00
7.	Judy Dennis	MI	61.40	9	6	357	600	59.50
8.	Marion Thomsen	NE	61.51	8	7	337	600	56.17
9.	Priscilla * Hedges	KS	65.83	8	7	324	600	54.00
10.	Aileen Godfrey	NC	63.33	7.5	7.5	328	600	54.67
11.	Iris Sandham	GA	62.04	6	9	303	600	50.50
12.	Christina Alley	VA	63.55	6	9	271	600	45.17
13.	Loree Meier	MO	60.26	5	10	296	600	49.33
14.	Lu Cave	MN	63.78	5	10	295	600	49.17
15.	Jane Smith	WI	62.11	2	13	259	600	43.17






**Women's D-Charlotte Renick**



**Women's E-Bernie Blaney**



**Women's F-Lucille Leis**

**WOMENS DIVISION D FINALS 1999 WORLD**

Pos.	Name	State	EntAv	W	L	R	SP	%
1.	Charlotte Renick	IL	59.76	12	3	373	600	62.17
2.	Tiffany Gage	MN	58.58	11	4	354	600	59.00
3.	Penny Steinke	WI	56.00	10.5	4.5	349	600	58.17
4.	Elaine Troullier	WI	56.93	10	5	324	600	54.00
5.	Barbara Taylor	SC	57.98	9	6	318	600	53.00
6.	Karen Graham	NY	55.31	9	6	304	600	50.67
7.	Eileen Giselbach	GA	57.71	9	6	301	600	50.17
8.	Carol Sperber	WA	57.14	8.5	6.5	317	600	52.83
9.	Rosie Leyk	MN	58.10	8	7	322	600	53.67
10.	Betty McGregor	IA	55.12	6.5	8.5	295	600	49.17
11.	Donna Dodson	OH	59.96	6	9	293	600	48.83
12.	Audra Craven	MO	55.49	5	10	259	600	43.17
13.	Cleo Wardle	UT	57.65	5	10	255	600	42.50
14.	Linda Kaercher	FL	59.50	4.5	10.5	276	600	46.00
15.	Sandra Gates	MI	55.16	3	12	230	600	38.33
16.	Dorothy Falk	MI	55.59	3	12	218	600	36.33

**WOMENS DIVISION E FINALS 1999 WORLD**

1.	Bernie Blaney	TN	49.22	13	2	312	600	52.00
2.	Phyllis Davids	WI	51.37	11.5	3.5	314	600	52.33
3.	Lee McGuire	FL	49.44	9.5	5.5	304	600	50.67
4.	Karen McLachlin	ON	52.27	9.5	5.5	256	600	42.67
5.	Daisy Judy	OH	49.72	9	6	282	600	47.00
6.	Susie Deaton	OH	50.63	8.5	6.5	296	600	49.33
7.	Patricia Turner	NY	49.34	8.5	6.5	258	600	43.00
8.	Cherise Cunningham	PA	51.75	8	7	291	600	48.50
9.	Marlene Cooper	OH	53.65	8	7	287	600	47.83
10.	Bev Hittle	OH	52.50	7.5	7.5	263	600	43.83
11.	Paula Hunsicker	TN	49.57	7	8	263	600	43.83
12.	Mary Matuke	MN	53.16	7	8	244	600	40.67
13.	Rosemarie S Wright	NY	49.91	5.5	9.5	220	600	36.67
14.	Mildred Huff	ME	50.45	4	11	264	600	44.00
15.	Marge Boudrias	NH	50.87	3	12	206	600	34.33
16.	Sharon Boehringer	OH	50.00	0.5	14.5	186	600	31.00

**WOMENS DIVISION F FINALS 1999 WORLD**

1.	Lucille Leis	ON	47.82	12.5	2.5	324	600	54.00
2.	Becky Coleman	AR	47.48	12	3	271	600	45.17
3.	Mary Eversole	MD	46.59	11	4	305	600	50.83
4.	Kathy Elliott	OH	47.73	11	4	253	600	42.17
5.	Joyce Arledge	OH	47.63	8.5	6.5	254	600	42.33
6.	Helen Eakins	OH	47.38	8	7	237	600	39.50
7.	Gloria Smith	WI	46.66	8	7	233	600	38.83
8.	Gwen Sharp	KY	48.71	7.5	7.5	280	600	46.67
9.	Patricia Strain	LA	46.91	7	8	260	600	43.33
10.	Mary R Denzin	MN	48.00	7	8	245	600	40.83
11.	Eileen F Fox	FL	46.31	6.5	8.5	236	600	39.33
12.	Lou Conklin	CO	47.89	6	9	267	600	44.50
13.	Marilyn Fender	IN	46.43	6	9	202	600	33.67
14.	Fran Mieske	MI	49.17	4.5	10.5	241	600	40.17
15.	Evelyn Goshaw	WI	47.17	4.5	10.5	161	560	28.75





**Women's G-Cyrena Srenaski**



**Women's H- Teresa Donar**



**Women's I-June Yahn**

**WOMENS DIVISION G FINALS 1999 WORLD**

Pos.	Name	State	EntAv	W	L	R	SP	%
1.	Cyrena Srenaski	WI	45.63	10	3	248	520	47.69
2.	Linda Bailey	OH	43.54	8.5	4.5	230	520	44.23
3.	Deborah Morrison	ME	42.27	8	5	244	520	46.92
4.	Jenny D Morris	IN	42.55	8	5	238	520	45.77
5.	Carol Kurt	ON	45.76	8	5	235	520	45.19
6.	Melissa Schindel	OH	42.20	8	5	201	520	38.65
7.	Jane Meier	WI	45.65	7.5	5.5	208	520	40.00
8.	Donna Estep	OH	43.19	7	6	213	520	40.96
9.	Carol Johns	IN	42.28	7	6	197	520	37.88
10.	Debbie Burrows	FL	42.12	6	7	222	520	42.69
11.	Cindy Dodson	OH	44.39	6	7	185	520	35.58
12.	Tonja Cosart	OH	42.60	5	8	166	520	31.92
13.	Lenora Dill	OH	43.93	1	12	27	108	25.00
14.	Evelyn Hooker	ON	42.18	1	12	123	520	23.65

**WOMENS DIVISION H FINALS 1999 WORLD**

1.	Teresa Donar	WI	41.69	13	2	278	600	46.33
2.	Judy Brittain	NC	41.27	12	3	281	600	46.83
3.	Carla Pack	OH	42.07	11	4	220	600	36.67
4.	Carol Holmes	NE	42.05	10.5	4.5	255	600	42.50
5.	Shirley Wahlie	OH	40.22	10.5	4.5	233	600	38.83
6.	Mildred Hall	OH	38.62	9	6	255	600	42.50
7.	Audrey Griffin	PA	40.02	9	6	246	600	41.00
8.	Ardith King	OK	40.98	8	7	207	600	34.50
9.	Pat Potter	KS	38.57	7	8	230	600	38.33
10.	Tracy Wilcox	CO	38.17	6	9	213	600	35.50
11.	Judy Guill	OH	39.41	5	10	221	600	36.83
12.	Diane Linzer	IL	40.60	5	10	206	600	34.33
13.	Phyllis Quist	WA	41.14	5	10	195	600	32.50
14.	Helena Morgan	OH	38.28	4	11	163	600	27.17
15.	Jeanne-Anne Adams	OH	40.59	4	11	147	600	24.50
16.	Janice Decker	MI	38.43	1	14	85	600	14.17

**WOMENS DIVISION I FINALS 1999 WORLD**

1.	June Yohn	IL	38.00	13	2	214	600	35.67
2.	Jan Melick	OH	37.56	11.5	3.5	249	600	41.50
3.	Karen Bodner	OH	37.12	9.5	5.5	211	600	35.17
4.	Kim Price	NC	35.93	9.5	5.5	192	600	32.00
5.	Polly Tyo	FL	37.22	9	6	217	600	36.17
6.	Roberta McKee	CA	37.90	8	7	212	600	35.33
7.	Carol Hamilton	NY	36.97	8	7	201	600	33.50
8.	Anna Marie* Dawson	WV	38.09	8	7	196	600	32.67
9.	Celine Larouche	PQ	37.74	8	7	189	600	31.50
10.	Joanne Kennedy	GA	36.21	7	8	185	600	30.83
11.	Marilyn McPherson	PA	36.82	7	8	155	600	25.83
12.	Charlotte Ellis	KY	36.69	6.5	8.5	187	600	31.17
13.	Toni Kucharski	OH	35.67	6.5	8.5	171	600	28.50
14.	Jean Reefer	PA	37.92	5.5	9.5	154	600	25.67
15.	Betty Williams	OH	35.16	3	12	137	600	22.83
16.	Janet Dunsmore	PA	35.65	0	15	128	600	21.33





**Women's J-Susan Elliott**



**Women's K-Beth Smith**



**Women's L-Sonya McDowell**

**WOMENS DIVISION J FINALS 1999 WORLD**

Pos. Name	State	EntAv	W	L	R	SP	%
1.Susan Elliott	OH	32.85	13	2	271	600	45.17
2.Ree Cutright	MO	31.93	12	3	232	600	38.67
3.Barbara Thomas	MD	31.31	10	5	186	600	31.00
4.Sharon Thompson	KS	33.15	9.5	5.5	202	600	33.67
5.Jane Barthlow	MD	32.11	9	6	203	600	33.83
6.Eldora Weldo	MO	32.04	8.5	6.5	198	600	33.00
7.Jo Ann Gould	NY	32.76	8.5	6.5	193	600	32.17
8.Kara Vannoy	VA	32.49	8	7	203	600	33.83
9.Suzanne Evans	MO	33.93	8	7	151	600	25.17
10.Bobbye Roach	OH	33.75	7.5	7.5	221	600	36.83
11.Dee Vela	MI	31.10	7	8	172	600	28.67
12.Esther Coombs	NY	34.43	6	9	138	600	23.00
13.Lana Fuerst	OH	30.64	5	10	169	600	28.17
14.Dorothy Akers	WV	32.19	5	10	135	600	22.50
15.Joan Sanders	OH	31.72	3	12	104	600	17.33


**WOMENS DIVISION K FINALS 1999 WORLD**

1.Beth Smith	OH	29.12	13	2	243	600	40.50
2.Mary Green	OH	28.42	11	4	227	600	37.83
3.Teri McNerey	OH	27.42	10.5	4.5	153	600	25.50
4.Sondra Cooper	MO	30.23	9.5	5.5	177	600	29.50
5.Betsy Lyle	CO	27.72	9	6	142	600	23.67
6.Cindy Chambers	OH	30.44	8	7	165	600	27.50
7.Lou Hirsch	OH	27.77	7.5	7.5	139	600	23.17
8.Lynn Doyno	PA	28.76	7	8	173	600	28.83
9.Ellen Perry	NY	27.52	7	8	169	600	28.17
10.Deb Fuerst	OH	26.94	6	9	149	600	24.83
11.Debbie Sarbaugh	OH	28.63	6	9	148	600	24.67
12.Tina Stephenson	IN	28.88	6	9	112	600	18.67
13.Kristy Keyes	OH	26.52	5.5	9.5	151	600	25.17
14.Connie Quillen	MI	29.88	5	10	144	600	24.00
15.Joan Myers	SC	28.97	5	10	122	600	20.33
16.Willa Thompson	IN	29.72	4	11	104	600	17.33

**WOMENS DIVISION L FINALS 1999 WORLD**

1.Sonya McDowell	VA	24.08	11	2	172	520	33.08
2.Frances Dominique	MO	25.20	9	4	146	520	28.08
3.Karen Kanner	OH	25.62	9	4	110	520	21.15
4.Barbara Baxter	WI	21.39	8.5	4.5	147	520	28.27
5.Tonya Hix	VA	24.65	7	6	133	520	25.58
6.Thelma Trent	MO	23.14	7	6	125	520	24.04
7.Lucille Nibert	OH	26.17	7	6	124	520	23.85
8.Ruth Fouche	IN	24.61	6	7	126	520	24.23
9.Joy Seaman	NY	21.44	6	7	115	520	22.12
10.Margaret Rider	PA	22.98	5.5	7.5	120	520	23.08
11.Rose Mary Walker	NY	25.50	5	8	124	520	23.85
12.Jan Anderson	CA	23.36	4	9	94	520	18.08
13.Joan Douglas	PA	21.39	4	9	88	520	16.92
14.Carolyn F Slaughter	NY	22.32	2	11	81	520	15.58





**Women's M-Deb Caprella**

**WOMENS DIVISION M FINALS 1999 WORLD**

1. Deb Caprella	OH	13.23	13	0	132	520	25.38
2. Carole Boehringer	OH	13.94	12	1	133	520	25.58
3. Phyllis Saylor	OH	12.00	9	4	106	520	20.38
4. Brenda Messer	IN	17.36	8	5	100	520	19.23
5. Laurie L Little	NY	15.18	8	5	97	520	18.65
6. Mary Fleenor	OH	15.77	8	5	68	520	13.08
7. Avenelle Brown	OH	16.17	8	5	65	520	12.50
8. Laverna Rickert	NE	19.55	7	6	92	520	17.69
9. Lois Garner	IA	20.74	7	6	89	520	17.12
10. Eloise Hayward	NE	7.48	4	9	41	520	7.88
11. Ellen Hartman	OH	12.66	3	10	29	520	5.58
12. Amanda King	IL	8.79	2	11	53	520	10.19
13. Chris Moore	NC	15.63	2	11	39	520	7.50



**SENIOR LADIES  
DIVISION  
CHAMPIONSHIP CLASS**

**Teddy Guillotte**

1. Teddy Guillotte	CA	78.33	6	1	311	406	76.60
2. Carrie Carpenter	FL	58.33	5	2	281	408	68.87
3. Marion Thomsen	NE	56.17	4	3	226	358	63.13
4. Edi Holland	MN	62.33	4	3	218	368	59.24
5. Priscilla Hedges	KS	54.00	3	4	226	374	60.43
6. Rosalie Judy	WV	62.00	3	4	249	422	59.00
7. Dorothy Pittman	IN	56.33	3	4	225	392	57.40
8. Aileen Godfrey	NC	54.67	0	7	222	400	55.50



SENIOR LADIES DIVISION - CHAMPIONSHIP CLASS 1999 WORLD

**1.Teddy Guillotte-CA**

OPPONENT	SCORE	R	SP	%
1.Priscilla Hedges	40/13	37	46	80.4
2.Marion Thomsen	40/20	52	64	81.3
3.Aileen Godfrey	44/ 7	50	58	86.2
4.Dorothy Pittman	43/14	30	42	71.4
5.Carrie Carpenter	27/40	39	58	67.2
6.Rosalie Judy-W	41/23	58	78	74.4
7.Edi Holland-MN	40/22	45	60	75.0

W-6 L-1	275	311	406	76.6
---------	-----	-----	-----	------

**3.Marion Thomsen-NE**

1.Rosalie Judy-W	43/21	33	52	63.5
2.Teddy Guillotte	20/40	46	64	71.9
3.Edi Holland-MN	29/40	25	50	50.0
4.Carrie Carpenter	14/41	40	66	60.6
5.Aileen Godfrey	42/16	27	46	58.7
6.Priscilla Hedges	43/20	26	36	72.2
7.Dorothy Pittman	40/14	29	44	65.9

W-4 L-3	231	226	358	63.1
---------	-----	-----	-----	------

**5.Priscilla Hedges-KS**

1.Teddy Guillotte	13/40	29	46	63.0
2.Rosalie Judy-W	41/15	29	40	72.5
3.Carrie Carpenter	45/37	44	62	71.0
4.Edi Holland-MN	35/40	43	72	59.7
5.Dorothy Pittman	32/41	31	62	50.0
6.Marion Thomsen	20/43	18	36	50.0
7.Aileen Godfrey	40/35	32	56	57.1

W-3 L-4	226	226	374	60.4
---------	-----	-----	-----	------

**7.Dorothy Pittman-IN**

1.Carrie Carpenter	31/42	49	76	64.5
2.Edi Holland-MN	41/25	28	44	63.6
3.Rosalie Judy-W	35/42	31	60	51.7
4.Teddy Guillotte	14/43	21	42	50.0
5.Priscilla Hedges	41/32	35	62	56.5
6.Aileen Godfrey	42/28	39	64	60.9
7.Marion Thomsen	14/40	22	44	50.0

W-3 L-4	218	225	392	57.4
---------	-----	-----	-----	------

**2.Carrie Carpenter-FL**

OPPONENT	SCORE	R	SP	%
1.Dorothy Pittman	42/31	53	76	69.7
2.Aileen Godfrey	43/29	33	50	66.0
3.Priscilla Hedges	37/45	41	62	66.1
4.Marion Thomsen	41/14	48	66	72.7
5.Teddy Guillotte	40/27	43	58	74.1
6.Edi Holland-MN	42/12	27	36	75.0
7.Rosalie Judy-W	26/41	36	60	60.0

W-5 L-2	271	281	408	68.
---------	-----	-----	-----	-----

**4.Edi Holland-MN**

1.Aileen Godfrey	45/20	31	50	62.0
2.Dorothy Pittman	25/41	22	44	50.0
3.Marion Thomsen	40/29	28	50	56.0
4.Priscilla Hedges	40/35	44	72	61.1
5.Rosalie Judy-W	40/13	36	56	64.3
6.Carrie Carpenter	12/42	18	36	50.0
7.Teddy Guillotte	22/40	39	60	65.0

W-4 L-3	224	218	368	59.2
---------	-----	-----	-----	------

**6.Rosalie Judy-WV**

1.Marion Thomsen	21/43	25	52	48.1
2.Priscilla Hedges	15/41	20	40	50.0
3.Dorothy Pittman	42/35	33	60	55.0
4.Aileen Godfrey	40/39	47	76	61.8
5.Edi Holland-MN	13/40	28	56	50.0
6.Teddy Guillotte	23/41	54	78	69.2
7.Carrie Carpenter	41/26	42	60	70.0


W-3 L-4	195	249	422	59.0
---------	-----	-----	-----	------

**8.Aileen Godfrey-NC**

1.Edi Holland-MN	20/45	23	50	46.0
2.Carrie Carpenter	29/43	29	50	58.0
3.Teddy Guillotte	7/44	39	58	67.2
4.Rosalie Judy-W	39/40	46	76	60.5
5.Marion Thomsen	16/42	19	46	41.3
6.Dorothy Pittman	28/42	35	64	54.7
7.Priscilla Hedges	35/40	31	56	55.4

W-0 L-7	174	222	400	55.5
---------	-----	-----	-----	------





# JUNIOR BOYS DIVISION CHAMPIONSHIP CLASS

## Branson Miller

1.Branson Miller	VA	74.85	6	2	294	410	71.71
2.Chase Battle	AR	70.15	5	3	273	400	68.25
3.David Bradley	IN	71.91	4	3	271	380	71.32
4.Adam Ellis	ON	66.32	4	3	261	378	69.05
5.Dustin Dahl	WI	66.18	4	3	214	328	65.24
6.Allen Keen	IN	63.24	3	4	246	390	63.08
7.Steve Morris	PA	65.88	2	5	220	364	60.44
8.Jeremy Burgett	IN	70.15	1	6	225	350	64.29

### JUNIOR BOYS DIVISION - CHAMPIONSHIP CLASS 1999 WORLD

#### 1.Branson Miller-VA

OPONENT	SCORE	R	SP	%
1.Allen Keen-IN	25/40	29	54	53.7
2.Dustin Dahl-WI	45/16	39	50	78.0
3.Steve Morris-P	40/17	30	40	75.0
4.Adam Ellis-ON	40/22	47	64	73.4
5.Chase Battle-A	41/ 7	37	46	80.4
6.Jeremy Burgett	40/24	58	74	78.4
7.David Bradley-	15/40	32	50	64.0
8.Chase Battle-A	40/13	22	32	68.8

W-6 L-2 286 294 410 71.7

#### 3.David Bradley-IN

1.Steve Morris-P	29/42	57	80	71.3
2.Adam Ellis-ON	23/42	30	48	62.5
3.Dustin Dahl-WI	44/16	33	42	78.6
4.Allen Keen-IN	41/38	46	72	63.9
5.Jeremy Burgett	43/ 3	20	24	83.3
6.Chase Battle-A	34/40	46	64	71.9
7.Branson Miller	40/15	39	50	78.0

W-4 L-3 254 271 380 71.3

#### 5.Dustin Dahl-WI

1.Jeremy Burgett	41/13	30	38	78.9
2.Branson Miller	16/45	30	50	60.0
3.David Bradley-	16/44	24	42	57.1
4.Chase Battle-A	29/40	30	48	62.5
5.Steve Morris-P	41/34	30	50	60.0
6.Allen Keen-IN	40/30	36	50	72.0
7.Adam Ellis-ON	41/34	34	50	68.0

W-4 L-3 224 214 328 65.2

#### 7.Steve Morris-PA

1.David Bradley-	42/29	60	80	75.0
2.Chase Battle-A	7/41	17	34	50.0
3.Branson Miller	17/40	22	40	55.0
4.Jeremy Burgett	40/38	36	54	66.7
5.Dustin Dahl-WI	34/41	27	50	54.0
6.Adam Ellis-ON	11/40	23	42	54.8
7.Allen Keen-IN	32/44	35	64	54.7

W-2 L-5 183 220 364 60.4

#### 2.Chase Battle-AR

OPONENT	SCORE	R	SP	%
1.Adam Ellis-ON	45/34	41	60	68.3
2.Steve Morris-P	41/ 7	28	34	82.4
3.Allen Keen-IN	13/42	32	50	64.0
4.Dustin Dahl-WI	40/29	34	48	70.8
5.Branson Miller	7/41	27	46	58.7
6.David Bradley-	40/34	47	64	73.4
7.Jeremy Burgett	40/27	50	66	75.8
8.Branson Miller	13/40	14	32	43.8

W-5 L-3 239 273 400 68.3

#### 4.Adam Ellis-ON

1.Chase Battle-A	34/45	37	60	61.7
2.David Bradley-	42/23	36	48	75.0
3.Jeremy Burgett	42/21	40	54	74.1
4.Branson Miller	22/40	42	64	65.6
5.Allen Keen-IN	40/28	43	60	71.7
6.Steve Morris-P	40/11	32	42	76.2
7.Dustin Dahl-WI	34/41	31	50	62.0

W-4 L-3 254 261 378 69.0

#### 6.Allen Keen-IN

1.Branson Miller	40/25	33	54	61.1
2.Jeremy Burgett	16/40	18	40	45.0
3.Chase Battle-A	42/13	41	50	82.0
4.David Bradley-	38/41	44	72	61.1
5.Adam Ellis-ON	28/40	39	60	65.0
6.Dustin Dahl-WI	30/40	32	50	64.0
7.Steve Morris-P	44/32	39	64	60.9

W-3 L-4 238 246 390 63.1

#### 8.Jeremy Burgett-IN

1.Dustin Dahl-WI	13/41	21	38	55.3
2.Allen Keen-IN	40/16	27	40	67.5
3.Adam Ellis-ON	21/42	34	54	63.0
4.Steve Morris-P	38/40	36	54	66.7
5.David Bradley-	3/43	7	24	29.2
6.Branson Miller	24/40	53	74	71.6
7.Chase Battle-A	27/40	47	66	71.2

W-1 L-6 166 225 350 64.3





# JUNIOR GIRLS DIVISION CHAMPIONSHIP CLASS

## Shalee Sebastian

1. Shalee Sebastian	PA	61.03	5	0	120	190	63.16
2. Tori Eaton	CT	40.29	3	2	139	254	54.72
3. Stacy Sanders	OH	43.09	3	2	126	262	48.09
4. Kelly Mallette	ON	43.46	2	3	91	236	38.56
5. Rebecca King	OK	42.50	1	4	117	262	44.66
6. Charlene Hix	VA	45.59	1	4	100	240	41.67

### JUNIOR GIRLS DIVISION - CHAMPIONSHIP CLASS 1999 WORLD

#### 1. Shalee Sebastian-PA

OPPONENT	SCORE	R	SP	%
1. Tori Eaton-CT	40/17	29	40	72.5
2. Rebecca King-O	44/7	27	40	67.5
3. Kelly Mallette	43/11	18	26	69.2
4. Stacy Sanders-	41/30	28	48	58.3
5. Charlene Hix-V	42/17	18	36	50.0

W-5 L-0 210 120 190 63.2

#### 3. Stacy Sanders-OH

1. Kelly Mallette	40/31	28	56	50.0
2. Charlene Hix-V	41/28	24	50	48.0
3. Rebecca King-O	40/24	26	60	43.3
4. Shalee Sebastian	30/41	24	48	50.0
5. Tori Eaton-CT	21/40	24	48	50.0

W-3 L-2 172 126 262 48.1

#### 5. Rebecca King-OK

1. Charlene Hix-V	27/41	27	60	45.0
2. Shalee Sebast	7/44	16	40	40.0
3. Stacy Sanders-	24/40	22	60	36.7
4. Tori Eaton-CT	38/43	30	60	50.0
5. Kelly Mallette	44/10	22	42	52.4

W-1 L-4 140 117 262 44.7

#### 2. Tori Eaton-CT

OPPONENT	SCORE	R	SP	%
1. Shalee Sebastian	17/40	21	40	52.5
2. Kelly Mallette	36/42	28	62	45.2
3. Charlene Hix-V	42/23	27	44	61.4
4. Rebecca King-O	43/38	33	60	55.0
5. Stacy Sanders-	40/21	30	48	62.5

W-3 L-2 178 139 254 54.7

#### 4. Kelly Mallette-ON

1. Stacy Sanders-	31/40	25	56	44.6
2. Tori Eaton-CT	42/36	29	62	46.8
3. Shalee Sebast	11/43	7	26	26.9
4. Charlene Hix-V	40/28	18	50	36.0
5. Rebecca King-O	10/44	12	42	28.6

W-2 L-3 134 91 236 38.6

#### 6. Charlene Hix-VA

1. Rebecca King-O	41/27	33	60	55.0
2. Stacy Sanders-	28/41	21	50	42.0
3. Tori Eaton-CT	23/42	21	44	47.7
4. Kelly Mallette	28/40	14	50	28.0
5. Shalee Sebastian	17/42	11	36	30.6

W-1 L-4 137 100 240 41.7





# JUNIOR BOYS & GIRLS DIVISION A FINALS


## Branson Miller

1. Branson Miller	VA	85.08	16	1	509	680	74.85
2. Jeremy Burgett	IN	67.73	14	3	477	680	70.15
3. David Bradley	IN	66.32	13	4	489	680	71.91
4. Dustin Dahl	WI	67.60	12	5	450	680	66.18
5. Steve Morris	PA	69.67	12	5	448	680	65.88
6. Ryan Roberts	OH	62.48	10.5	6.5	422	680	62.06
7. Chase Battle	AR	68.42	10	7	477	680	70.15
8. Adam Ellis	ON	80.32	9.5	7.5	451	680	66.32
9. Allen Keen	IN	70.33	9	8	430	680	63.24
10. Marcus Thomsen	NE	61.64	9	8	421	680	61.91
11. Barret Dahl	WI	66.45	7.5	9.5	414	680	60.88
12. Shalee Sebastian	PA	57.75	6	11	415	680	61.03
13. Levi Blevins	MO	62.34	6	11	415	680	61.03
14. Brent Keen	IN	59.16	6	11	384	680	56.47
15. Joseph Smith	IA	68.89	5.5	11.5	364	680	53.53
16. Daniel Tanner	MI	55.00	4	13	318	680	46.76
17. Rebecca King	OK	53.78	3	14	289	680	42.50
18. Allan Shanks	MI	40.25	0	17	269	680	39.56


### JUNIOR BOYS & GIRLS DIVISION B FINALS 1999 WORLD

1. Wesley Kemper	KY	50.28	16.5	0.5	392	680	57.65
2. Matthew Schmidt	ON	52.05	14.5	2.5	369	680	54.26
3. Brian McLachlin	ON	37.30	13	4	364	680	53.53
4. Thomas Johnson	IL	53.02	11	6	348	680	51.18
5. Charlene * Hix	VA	45.27	10.5	6.5	310	680	45.59
6. Travis Thompson	KS	44.09	9.5	7.5	314	680	46.18
7. Kenneth Hathcock	AL	43.02	9	8	314	680	46.18
8. Stacy Sanders	OH	35.50	9	8	293	680	43.09
9. Chris Orndorff	VA	36.09	8.5	8.5	258	680	37.94
10. David Cowan	VA	38.87	8	9	248	680	36.47
11. Tori Eaton	CT	47.25	7.5	9.5	274	680	40.29
12. Tenesia Mayer	NY	44.76	7.5	9.5	262	680	38.53
13. Josh Brooks	OH	53.51	7	10	305	680	44.85
14. Cori Wemhoff	NE	47.50	7	10	293	680	43.09
15. D.J. Hatfield	OH	41.03	6.5	10.5	286	680	42.06
16. Frank Quillen	MI	41.17	4	13	231	680	33.97
17. Daniel Smith	IA	38.93	2.5	14.5	161	680	23.68
18. Brandon Petro	PA	48.12	1.5	15.5	223	680	32.79






Jr. Mixed B-Wesley Kemper



Jr. Mixed C-Kelly Mallette



Jr. Mixed D-Garret Gjesdal



Jr. Mixed E-Jason Fisher

**JUNIOR BOYS & GIRLS DIVISION C FINALS 1999 WORLD**

1. Kelly Mallette	ON	34.36	11.5	1.5	226	520	43.46
2. Jarred Geisey	OH	35.41	10	3	198	520	38.08
3. Thomas Hix	VA	31.97	9	4	180	520	34.62
4. Seth Pack	OH	28.47	8	5	181	520	34.81
5. Clarke Boas	MD	25.99	7	6	168	520	32.31
6. Autumn Miller	VA	23.54	7	6	162	520	31.15
7. Justin Francart	PA	33.29	7	6	150	520	28.85
8. Edward Boas III	MD	22.45	6	7	152	520	29.23
9. Mike Rindler	OH	24.72	6	7	139	520	26.73
10. Elizabeth King	NY	33.43	5.5	7.5	172	520	33.08
11. Heather Powell	WV	30.73	5	8	161	520	30.96
12. Arnie Penn	NJ	31.94	3	10	131	520	25.19
13. Austin Bailey	IL	26.34	3	10	129	520	24.81
14. Nick Major	ON	27.68	3	10	127	520	24.42

**JUNIOR BOYS & GIRLS DIVISION D FINALS 1999 WORLD**

1. Garret Gjesdal	ND	12.36	11.5	2.5	152	560	27.14
2. Stephanie* Hagen	MN	15.04	10.5	3.5	127	560	22.68
3. Rob Mallette	ON	20.98	8	5	112	520	21.54
4. Tesa Turner	KS	12.94	8	5	105	520	20.19
5. Dustin Orr	KS	21.66	7.5	5.5	108	520	20.77
6. Charles Penn	NJ	14.32	7	6	110	520	21.15
7. Danielle * Rakstad	IL	13.33	7	6	91	520	17.50
8. Brandon Brown	NY	12.33	7	6	85	520	16.35
9. Eric Marvin	IL	18.43	6.5	6.5	101	520	19.42
10. Zack Terezschuk	MD	19.37	6.5	6.5	90	520	17.31
11. Felicia Tanner	MI	16.66	5.5	7.5	94	520	18.08
12. Carl Baer	OH	12.58	5	8	77	520	14.81
13. Danny Sanders	OH	13.70	2	11	77	520	14.81
14. Emily Anderson	WA	14.64	0	13	52	520	10.00

**JUNIOR BOYS & GIRLS DIVISION E FINALS 1999 WORLD**

1. Jason Fisher	OH	10.50	13	0	113	520	21.73
2. Travis Turner	KS	11.45	11	2	71	520	13.65
3. Rebecca Moore	OH	7.21	11	2	64	520	12.31
4. Meredith * Boas	MD	8.00	9	4	80	520	15.38
5. Joshua Routh	KS	3.33	8.5	4.5	59	520	11.35
6. Alexandra* Hagen	MN	4.43	7.5	5.5	24	520	4.62
7. Kristina * Wyn	MI	11.53	7	6	56	520	10.77
8. Kelsy Era	DE	2.10	5.5	7.5	28	520	5.38
9. Jacob Meskunas	MD	2.85	4.5	8.5	22	520	4.23
10. Mark Hoctor	WA	7.30	3	10	31	520	5.96
11. Heather Era	DE	4.27	3	10	21	520	4.04
12. Megan Patterson	CT	4.00	3	10	21	520	4.04
13. Zachary Short	MD	2.00	3	10	12	520	2.31
14. Cassandra* Hagen	MN	1.25	2	11	12	520	2.31



# TOURNAMENT TRAVEL CONTACTS

The following is a list of all NHPA Regional Directors and the states or territory they cover. Those of you who travel and want to get out-of-area tournament information, are encouraged to contact the appropriate Regional Director. Each RD maintains a full list of all NHPA sanctioned tournaments in their area. If your travel plans call for stops in several states and you need multiple state information, you might want to write the NHPA 5th Vice President who is in charge of all RDs. He should have copies of all the state schedules. The address for the 5th VP can be found on page 3 of this publication.

## REGION REGIONAL DIRECTOR

- |                        |   |                 |   |                   |   |
|------------------------|---|-----------------|---|-------------------|---|
| 1. Washington          | <b>Rick Rebman</b><br>80037 Rosa Lane<br>Hermiston, OR 97838<br>(541) 567-8560          | 15. N. Dakota   | <b>Clint Bryson</b><br>901 Custer St.<br>Belle Fourche, SD 57717<br>(605) 892-2195      | 33. Tennessee     | <b>Dexter Stallings</b><br>731 Reed Drive<br>Powell, TN 37849<br>(423) 947-7865               |
| 2. Oregon              |   | 16. S. Dakota   |   | 34. Georgia       | <b>Jerome Kennedy</b><br>Rt. 2, Box 1315<br>Hawkinsville, GA 31036<br>(912) 892-3885          |
| 8. Idaho               |   | 17. Nebraska    | <b>Pat Wemhoff</b><br>255 6th Ave., S.<br>Columbus, NE 68601<br>(402) 564-7323          | 35. Florida       | <b>Ron Deckard</b><br>7302 Brookview Circle<br>Tampa, FL 33634<br>(813) 884-2932              |
| 3. Northern California | <b>Gail Sluys</b><br>1721 San Ramon Way<br>Santa Rosa, CA 95409<br>(707) 538-3128       | 18. Kansas      | <b>Duane Goodrich</b><br>1244 SW 32nd<br>Topeka, KS 66611<br>(785) 266-4745             | 36. Ohio          | <b>Dan Sanders</b><br>6687 Merwin Rd.<br>Columbus, OH 43235<br>(614) 761-3357                 |
| 4. Southern California | <b>Dave Garbani</b><br>317 E. Wilson Ave.<br>Ridgecrest, CA 93555<br>(760) 375-6376     | 19. Missouri    | <b>Elwyn Cooper</b><br>6920 N.W. 78th Street<br>Kansas City, MO 64152<br>(816) 741-0043 | 37. West Virginia | <b>Ken Wilhelm</b><br>406 Stealy Avenue<br>Clarksburg, WV 26301<br>(304) 622-1265             |
| 6. Hawaii              | <b>John McCormack</b><br>91-941 Kalapua Street<br>Ewa Beach, HI 96706<br>(808) 689-8033 | 20. Oklahoma    | <b>Ronnie Frederick</b><br>1015 19th Street<br>Woodward, OK 73801<br>(580) 256-2759     | 38. Virginia      | <b>Ricky Hall</b><br>5644 Joppa Mill Rd.<br>Moneta, VA 24121<br>(540) 297-9518                |
| 7. Nevada              | <b>Don Weaver</b><br>2206 Sunnyslope Ave.<br>Las Vegas, NV 89119<br>(702) 736-7348      | 21. Arkansas    | <b>Richard Archer</b><br>HC 63 Box 189<br>Ozark, AR 72949<br>(501) 697-3078             | 39. Pennsylvania  | <b>Darle Esh</b><br>68 Solitude Road<br>Milroy, PA 17063<br>(717) 667-3108                    |
| 9. Utah                | <b>Bud Schardine</b><br>354 Brookside Drive<br>Springville, UT 84663<br>(801) 489-6351  | 22. Texas       | <b>Hazel McCall</b><br>4000 Huaco Lane<br>Waco, TX 76710<br>(817) 756-0771              | 40. N. Carolina   | <b>Rick Bolick Sr.</b><br>1882 Union Grove Rd.<br>Lenoir, NC 28654<br>(828) 728-8523          |
| 10. Arizona            | <b>Joe Kubiak</b><br>5525 Concho Drive<br>Prescott Valley, AZ 86314<br>(520) 772-3242   | 23. Minnesota   | <b>Ward Lutz</b><br>900 11-1/4 St., SW<br>Rochester, MN 55902<br>(507) 288-5182         | 41. S. Carolina   | <b>Ron Taylor</b><br>116 Knox Street<br>Clover, SC 29710<br>(803) 222-3990                    |
| 11. Montana            | <b>Rich Paul</b><br>P.O. Box 1012<br>Lincoln, MT 59639<br>(406) 362-4659                | 24. Iowa        | <b>C. Leo Buell</b><br>1809 Lakeside Dr.<br>Iowa City, IA 52240<br>(319) 338-8256       | 42. Maryland      | <b>Don Lawyer</b><br>730 Hickok Trail<br>Lusby, MD 20657<br>(410) 326-2070                    |
| 12. Wyoming            | <b>Pat Bacus</b><br>440 W. 3rd<br>Lovell, WY 82431<br>(307) 548-6593                    | 25. Mississippi | <b>Bill Calhoun</b><br>1307 Clearmont St.<br>Opelika, AL 36801<br>(334) 745-2356        | 43. Delaware      | <b>Lance Twyman</b><br>6320 CR 27<br>Canton, NY 13617<br>(315) 386-2404                       |
| 13. Colorado           | <b>Allen Baptist</b><br>P.O. Box 190<br>Edwards, CO 81632<br>(970) 926-3381             | 26. Alabama     | <b>Ron Latiolais</b><br>12102 Turry Road<br>Gonzales, LA 70737<br>(225) 647-4992        | 44. New York      | <b>George St. Pierre</b><br>26 Beacon St., Unit 38B<br>Burlington, MA 01803<br>(781) 273-4007 |
| 14. New Mexico         | <b>Charles Knotts</b><br>P.O. Box 361<br>Logan, NM 88426<br>(505) 487-2248              | 27. Louisiana   | <b>Jim Haupt</b><br>5075 N. Elkhart Ave.<br>Milwaukee, WI 53217<br>(414) 964-2735       | 45. Maine         |   |
|                        |   | 28. Wisconsin   | <b>Dave Shreve</b><br>2127 Lynn Street<br>Cahokia, IL 62206<br>(618) 332-2599           | 46. Vermont       |   |
|                        |   | 29. Illinois    | <b>Steve Summerlin</b><br>198 O'Doherty<br>Brighton, MI 48116<br>(810) 220-4558         | 47. New Hampshire |   |
|                        |   | 30. Michigan    | <b>Jim Shilling</b><br>5044A CR 64<br>Spencerville, IN 46788<br>(219) 238-4879          | 48. Massachusetts |   |
|                        |   | 31. Indiana     | <b>R.O. Harris</b><br>112 Eastern Hills<br>Richmond, KY 40475<br>(606) 623-4659         | 49. Connecticut   |   |
|                        |   | 32. Kentucky    |   | 50. Rhode Island  |   |
|                        |   |                 |   | 51. New Jersey    | <b>Ed Quigley</b><br>27 Mountain Ave.<br>Pompton Plains, NJ 07444<br>(973) 839-0946           |
|                        |   |                 |   | 52. Alaska        | <b>Pete Imhof</b><br>9031 Tern Dr.<br>Palmer, AK 99645<br>(907) 746-2030                      |
|                        |   |                 |   | 61-72 Canada      | <b>Jack Adams</b><br>35 O'Neil Crescent<br>Saskatoon, SK<br>Canada S7N 1W7<br>(306) 373-5184  |



# Show your colors!



CLOCKWISE, FROM TOP:  
AUTO FRAME • AUTO PLATE  
"OUR SHOES" BUMPER STICKER  
DECAL • "I LOVE" BUMPER STICKER

## NHPA GAME RELATED SALES DISTRIBUTORS

### EDWARD A. DOMEY

#### National Buyer

P.O. Box 298  
Sutton, Massachusetts 01590  
(508) 865-9477 Phone or Fax

### DENNIS OHMS

777 W. Midvalley Road  
Cedar City, Utah 84720  
(435) 586-9352  
ohms@netutah.com

### GEORGE ANDERSON

1869 Mourning Dove Drive  
Palm Harbor, Florida 34683  
(727) 786-1128  
juniaf@msn.com

### HORSESHOE PRO SHOP

P.O. Box 881, 10410 US Hwy. 23  
Lucasville, OH 45648-0881  
(740) 259-9122 Fax 0092  
HorseshoeProShp@webtv.net

### WALLY SHIPLEY

2646 Basswood Street  
Newport Beach, CA 92660  
(949) 760-3658

### CURLY SEIBOLD

1043 Grayston Avenue  
Huntington, Indiana 46750  
(800) 356-3489

### LUCKY SHOES PRO SHOP

83441 CR 652  
Lawton, MI 49065  
(616) 624-2861  
luckshoe@juno.com

*Support Your  
National Horseshoe  
Pitchers Association*

Contact a Distributor near you for the products shown in this ad and many other Game Related Items available from NHPA Game Related Sales.



# NHPA NEWSLINE

## Subscription Office

3085 76th St., Franksville, WI 53126

CHANGE SERVICE REQUESTED

BULK RATE  
U.S. POSTAGE  
**PAID**  
PERMIT NO 80  
GRASS VALLEY, CA

Expires 02/01/2001

CASEY G SLUYS  
1721 SAN RAMON WAY  
SANTA ROSA CA 95409-3964

# St. Pierre AMERICAN Tournament... HORSESHOES

THROW RINGERS AROUND THE COMPETITION.

## UNIQUE SHAPE FOR CONSISTENT PERFORMANCE

- Longer hooks grab the stake
- Ringer breaker rotates shoe to lock in ringers
- Caulks engineered for balance
- Built-in finger positioner
- Exclusive new high-tech powder coat finish
- Manufactured of forged steel

Our shoes are drop forged of solid steel and then given our exclusive smooth, electrostatically applied baked-on powder coating, a finish that's more resistant to chipping, abrasion, corrosion and weathering than ordinary paint. Only St. Pierre offers this durable, attractive finish. Our forged shoes also offer the proper weight distribution for maximum balance and control, and meet the official size and weight requirements of the National Horseshoe Pitchers' Association (NHPA). We forge strength right into the design, too, so St. Pierre shoes last longer than cast products.



NHPA  
APPROVED



Made in USA



**St. Pierre**  
MANUFACTURING CORPORATION

317 East Mountain Street  
Worcester, MA 01606

Tel: (508) 853-8010 Fax: (508) 853-3860